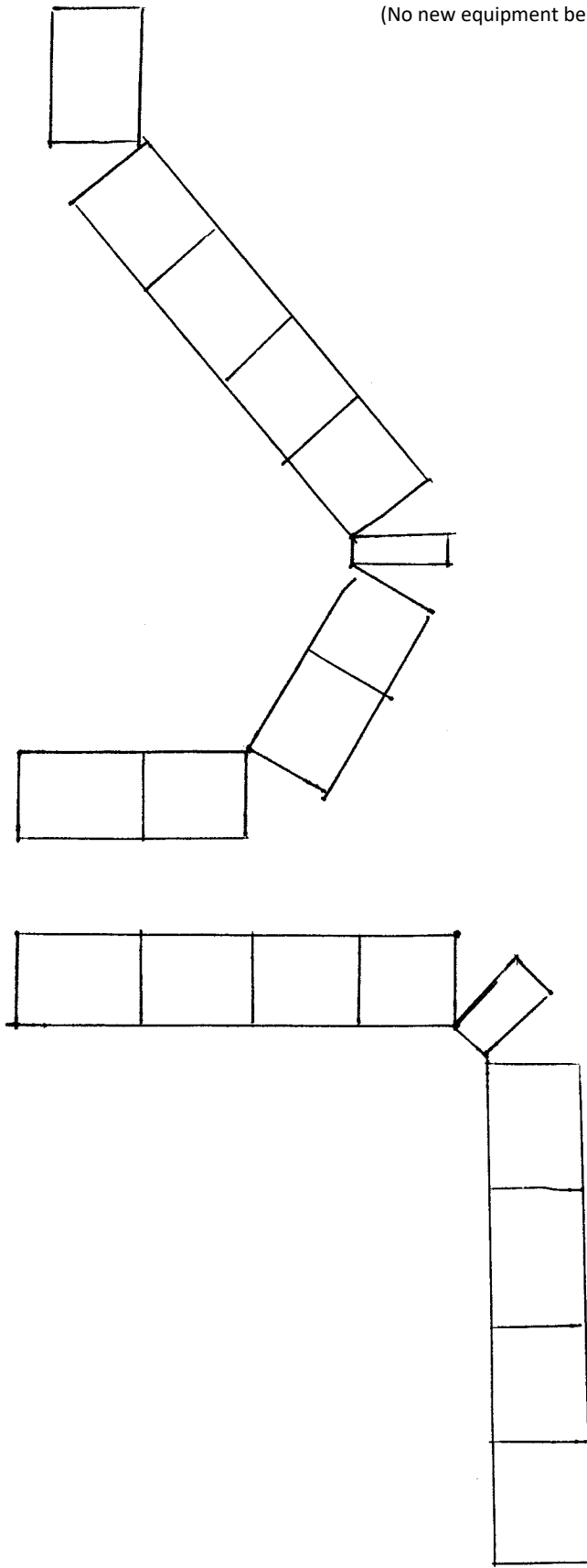
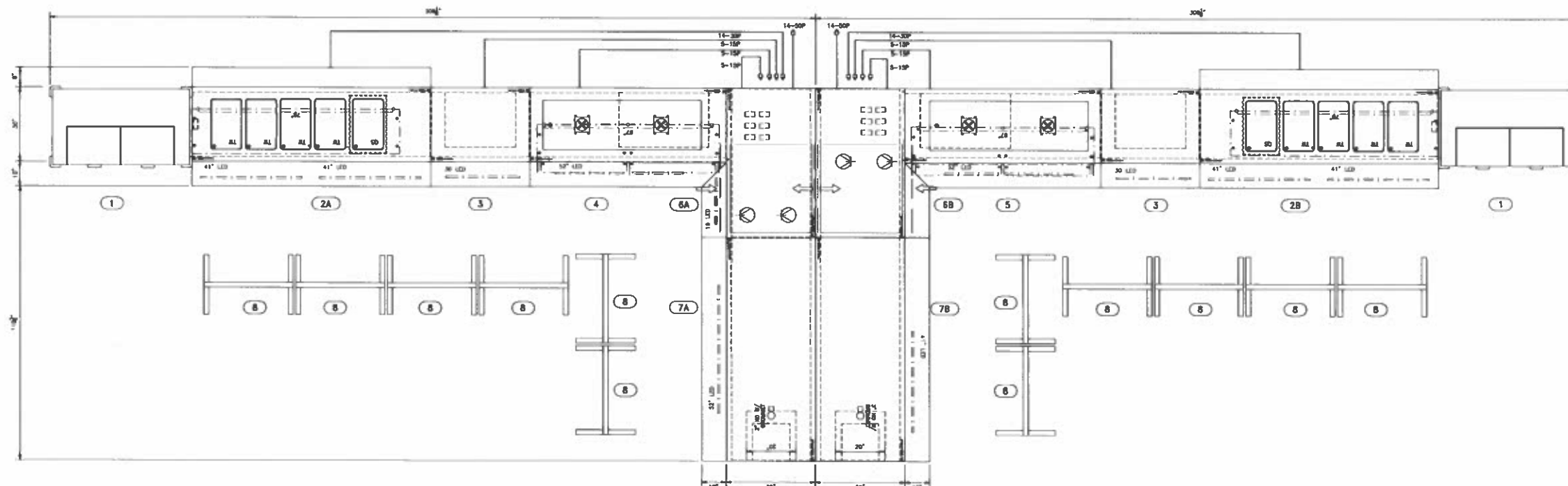


Coral Shores High School Existing Equipment Layout
(No new equipment being bid for this site.)





DEALER

PROJECT:
 KEY WEST HIGH SCHOOL
 KEY WEST, FL.

C.O. #1	1 CHANGES
C.O. #2	2 CHANGES
C.O. #3	3 CHANGES



Changing
 how food is served.

lowtempind.com

LTI
 1947 Bill Casey Parkway
 Jonesboro, GA 30236
 tel 770.478.8803
 fax 770.471.3715

ORDER #

DWG# OPT1130B

DATE: 2/25/21

SHEET # K-1 OF 6



NSF / NSF2, NSF4, NSF7

NOT FOR FABRICATION
PRELIMINARY
 NOT FOR APPROVAL

DEALER:	
PROJECT:	KEY WEST HIGH SCHOOL KEY WEST, FL.
C.O. #1	1 CHANGES
C.O. #2	2 CHANGES
C.O. #3	3 CHANGES

ORDER #	
DWG #	OPT11308
DATE:	2/25/21
SHEET #	K-2 OF 6



Changing
how food is served.

lowtempind.com

LTI
1947 Bill Casey Parkway
Jonesboro, GA 30236
tel 770.478.8803
fax 770.471.3715

ORDER #

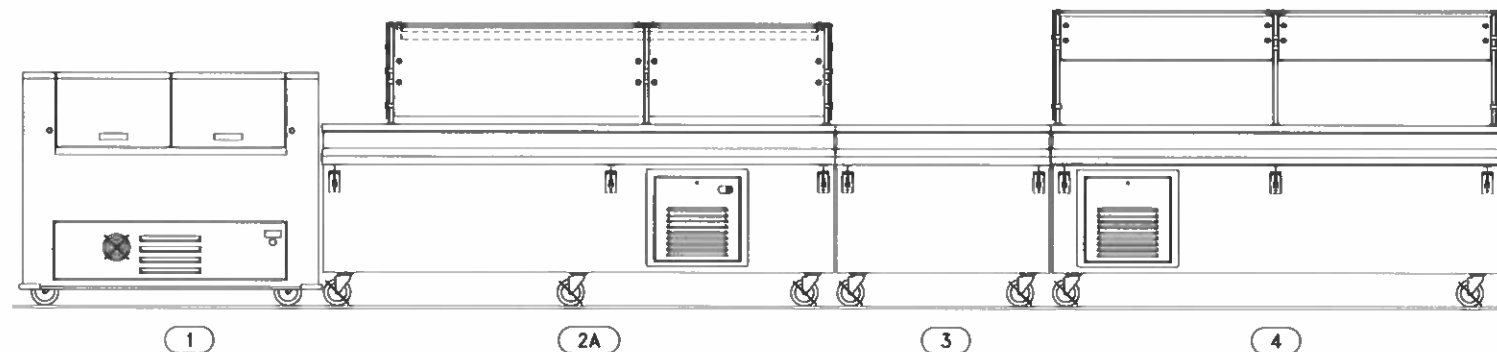
DWG # OPT11308

DATE: 2/25/21

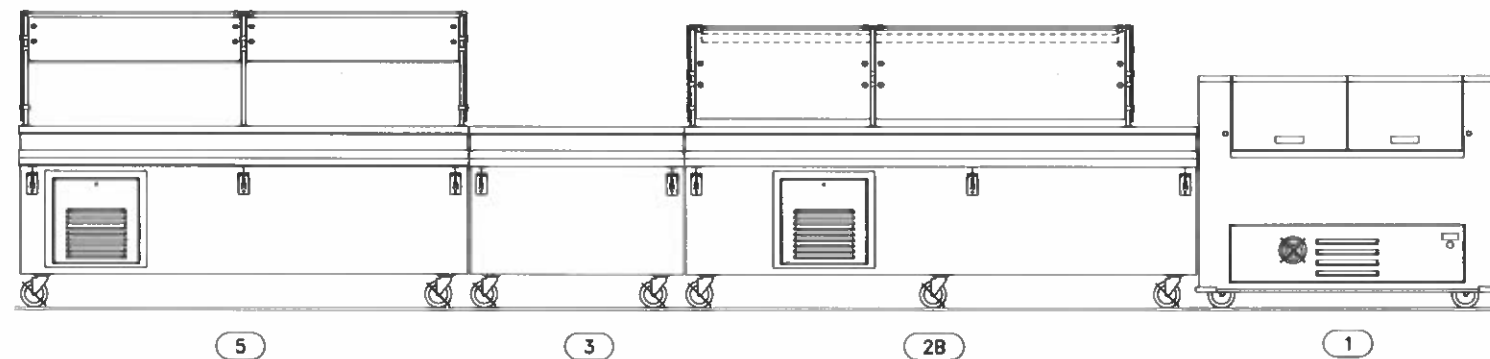
SHEET # K-2 OF 6



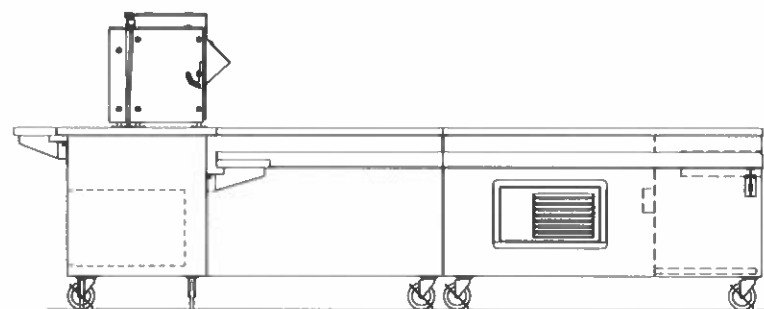
ANSI / ISO 9001, ISO 14001



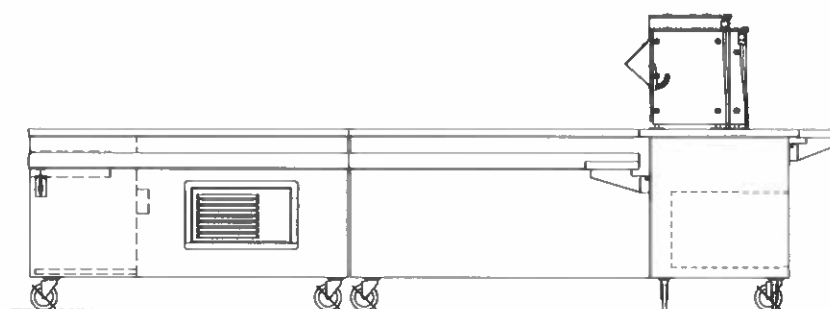
FRONT ELEVATIONS
SERVING LINE 1



FRONT ELEVATIONS
SERVING LINE 2



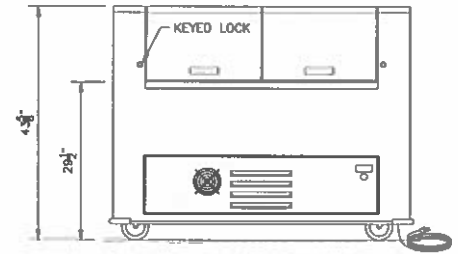
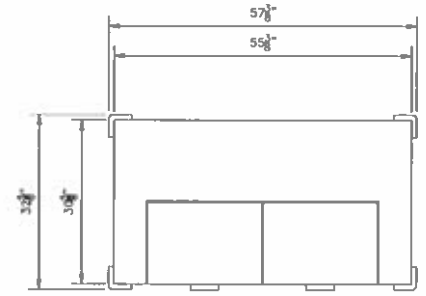
FRONT ELEVATIONS
CASHIER



NOT FOR FABRICATION
PRELIMINARY
NOT FOR APPROVAL

NOT FOR FABRICATION
PRELIMINARY
 NOT FOR APPROVAL

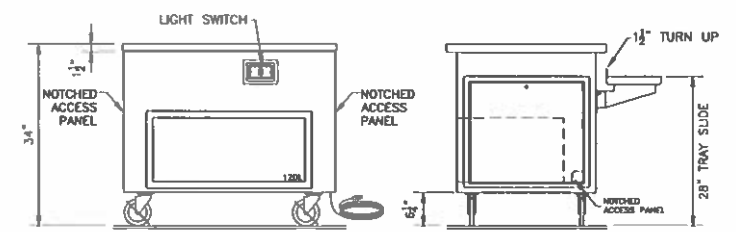
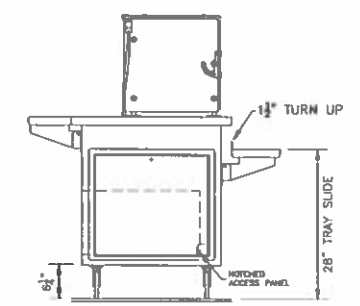
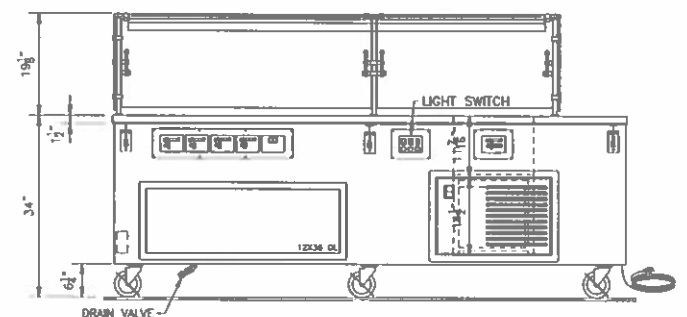
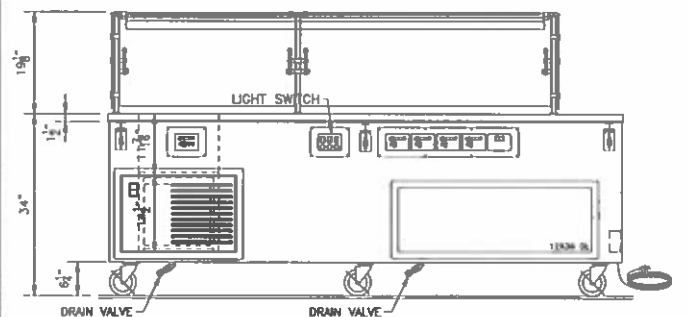
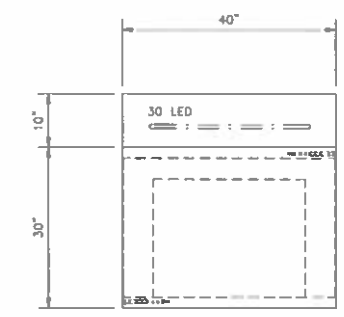
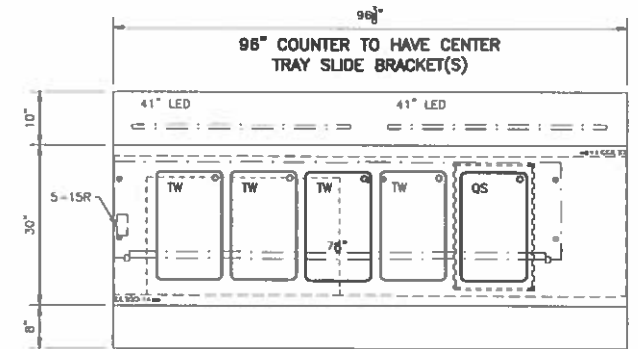
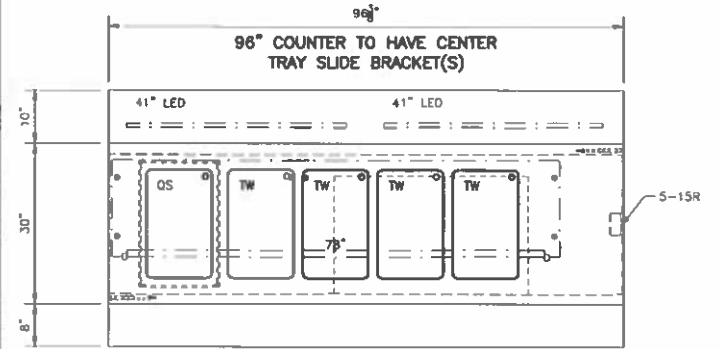
CONSTRUCTION - BFD SERIES
 TOP & DOORS - S/S LINED DOUBLE WALL TOP, INSULATED W/ URETHANE. FULL PERIMETER GASKET AT OPENING. TOP DOOR TO BE BI-FOLDING, MADE OF ABS PLASTIC & FULLY INSULATED. FRONT DOOR TO FOLD-UP & SET ON TOP. UNIT PROVIDED W/ A KEYPED BARREL LOCK.
 BODY - 18 GA. S/S WRAP AROUND TYPE CONSTRUCTION W/ 20 GA. GALN. BOTTOM - FRONT & BOTH ENDS TO BE COVERED W/ FIBERGLASS PANELS - COLOR TO BE SELECTED BY ARCHITECT. FURN W/ NON-MARKING CORNER BUMPERS. REFRIGERATED DISPENSERS TO HAVE A FULLY WELDED STEEL EXTERIOR BODY W/ WATER TIGHT INTERIOR S/S LINER. FULLY INSULATED W/ URETHANE & COMPLETE W/ 3/4" CONDENSATE DRAIN EXTENDED BELOW BODY TO SHUT-OFF VALVE. UNIT TO HAVE A CAPACITY OF TWELVE (12) 13" x 13" x 11" MILK CRATES.
 REFRIGERATION - A TEMPERATURE OF 38° SHALL BE MAINTAINED BY FINNED TUBE FORCED AIR COILS W/ ACCESSIBLE THERMOSTATIC EXPANSION VALVES CONNECTED TO PROPERLY SIZED FULLY HERMETIC CONDENSING UNIT W/ ALL NECESSARY CONTROLS FOR PROPER OPERATION. REMOVABLE S/S LOUVERED PANELS ON FRONT & REAR TO ALLOW FOR PROPER VENTILATION.
 CASTERS - FOUR (4) 5" DIAMETER NON-MARKING, BALL BEARING SWIVEL TYPE TO BE CONCEALED WITHIN THE BODY.



ITEM #1 - CPM-BFD-12
 TWO (2) REQ'D

END ELEVATION
 ITEM #1

ELECT - 120V / 1PH / 11.0A
 PLUG - (5-15P)
 1/2 HP - REFRIGERANT R-134A
 COLOR - VERIFY



ITEM #2A - 96-LP-EFSS-TW-MOD
 ONE (1) REQ'D
 AA B CCB D (RR) Z
 ELECT - 120/208V / 1PH / 22.1A
 PLUG - (14-30P)
 STAINLESS STEEL

ITEM #2B - 96-LP-EFSS-TW-MOD
 ONE (1) REQ'D
 AA B CCB D (RR) Z
 ELECT - 120/208V / 1PH / 22.1A
 PLUG - (14-30P)
 STAINLESS STEEL

END ELEVATION
 ITEM #2A & B

ITEM #3 - 40-ST
 TWO (2) REQ'D
 AA B (RR)
 ELECT - 120V / 1PH / 3A
 PLUG - (5-15P)
 ALL STAINLESS

END ELEVATION
 ITEM #3

DEALER:

PROJECT: KEY WEST HIGH SCHOOL
 KEY WEST, FL.

C.O. #1	1 CHANGE:
C.O. #2	2 CHANGE:
C.O. #3	3 CHANGE:



Changing how food is served.

lowtempind.com

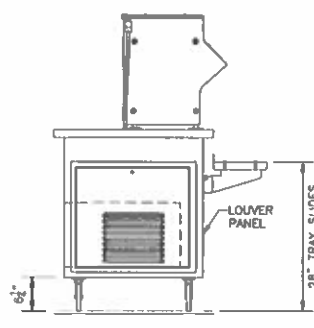
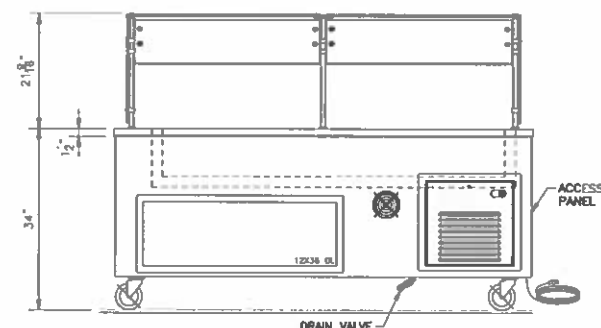
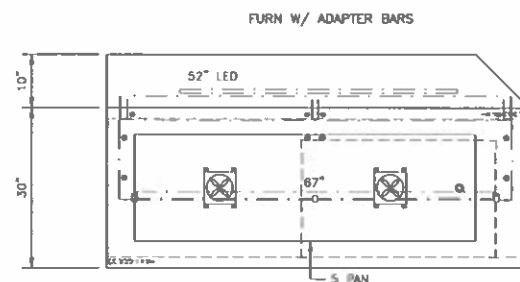
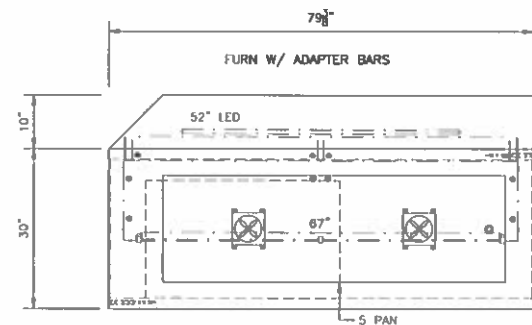
LTI
 1947 Bill Casey Parkway
 Jonesboro, GA 30236
 tel 770.478.8803
 fax 770.471.3715

ORDER #
 DWG# OPT11308

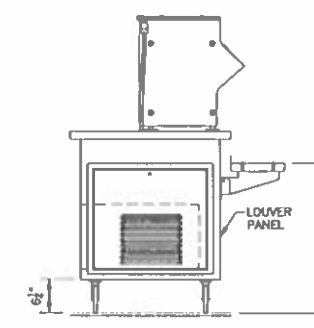
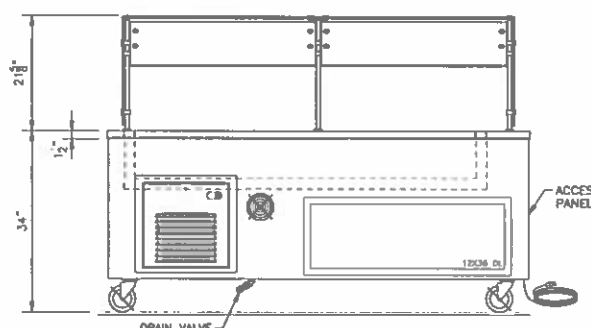
DATE: 2/25/21

SHEET # K-3 OF 6

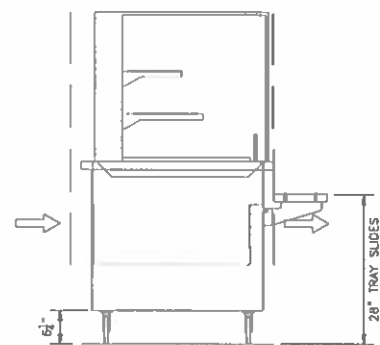
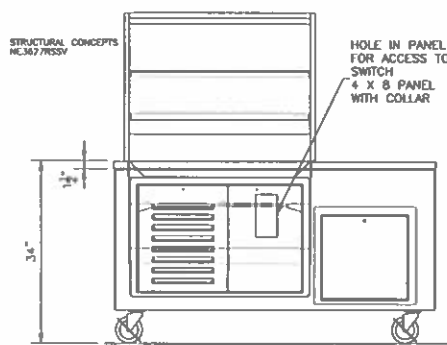
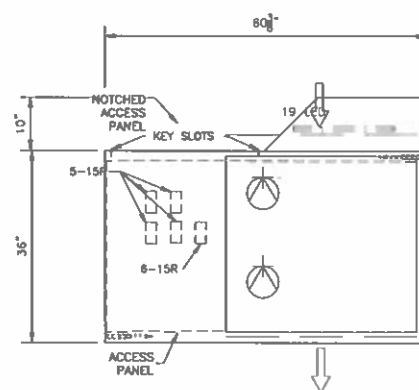
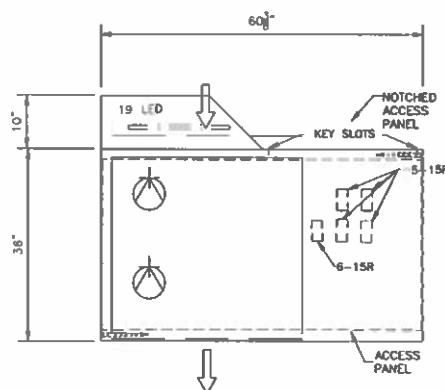




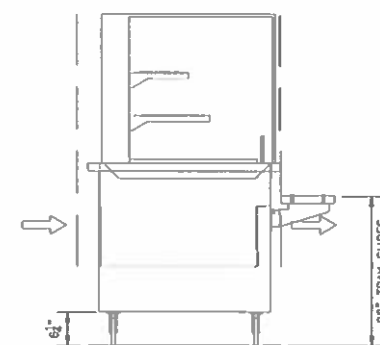
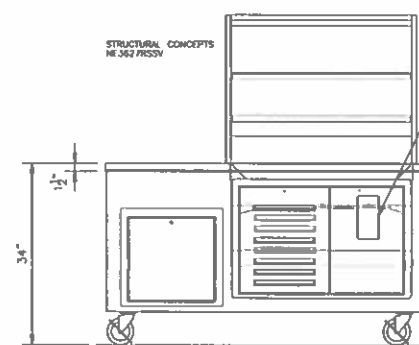
ITEM #4 - 84-LP-CFMA MOD
ONE (1) REQ'D
A AA CSB RR
ELECT - 120V / 1PH / 7.4A
PLUG - (5-15P)
1/3 H.P. - REFRIGERANT 507
STAINLESS STEEL



ITEM #5 - 84-LP-CFMA MOD
ONE (1) REQ'D
A AA CSB RR
ELECT - 120V / 1PH / 7.4A
PLUG - (5-15P)
1/3 H.P. - REFRIGERANT 507
STAINLESS STEEL



ITEM #6A - 60-CFT
ONE (1) REQ'D
B AA
UNIT ELECT - 120V / 1PH / 15A (VERIFY)
DAISY CHAIN ELECT
120/208V/1PH/37.4A
PLUG - 14-50P
ALL STAINLESS



ITEM #6B - 60-CFT
ONE (1) REQ'D
B AA
UNIT ELECT - 120V / 1PH / 15A VERIFY
DAISY CHAIN ELECT
120/208V/1PH/37.4A
PLUG - 14-50P
ALL STAINLESS

NOT FOR FABRICATION
PRELIMINARY
NOT FOR APPROVAL

DEALER:

PROJECT:
KEY WEST HIGH SCHOOL
KEY WEST, FL.

C.O. #1	1 CHANGES
C.O. #2	2 CHANGES
C.O. #3	3 CHANGES



Changing
how food is served.

lowtempind.com

LTJ
1947 Bill Casey Parkway
Jonesboro, GA 30236
tel 770.478.8803
fax 770.471.3715

ORDER #

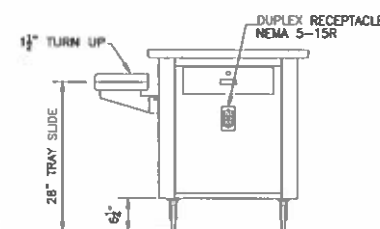
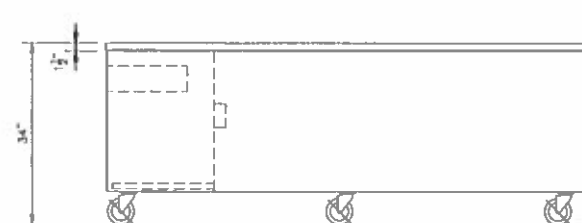
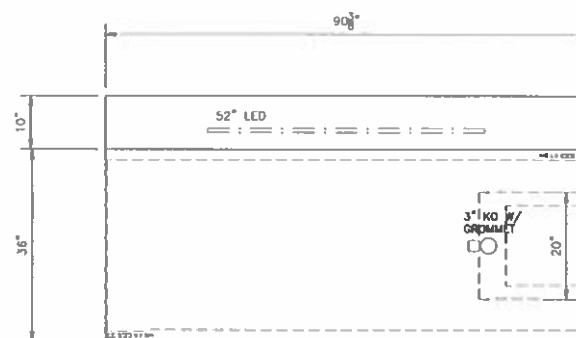
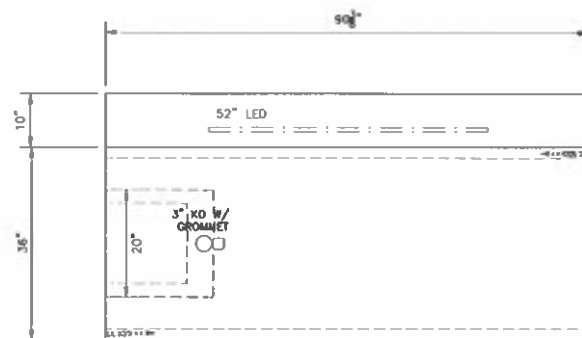
DWG# OPT11308

DATE: 2/25/21

SHEET # K-4 OF 6

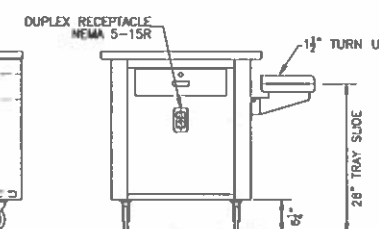
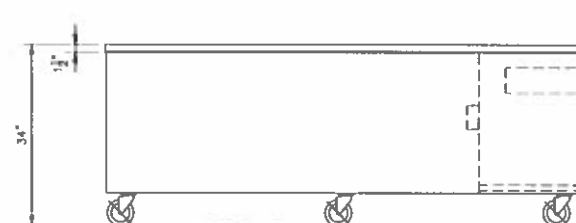


402 / 887, 1074, 1077



ITEM #7A - 90-CCE
ONE (1) REQ'D
AA B
ELECT - 120V / 1PH / 12.3A
PLUG - (5-15P)
STAINLESS STEEL

END ELEVATION
ITEM #7A



ITEM #7B - 90-CCE
ONE (1) REQ'D
AA B
ELECT - 120V / 1PH / 12.3A
PLUG - (5-15P)
STAINLESS STEEL

END ELEVATION
ITEM #7B

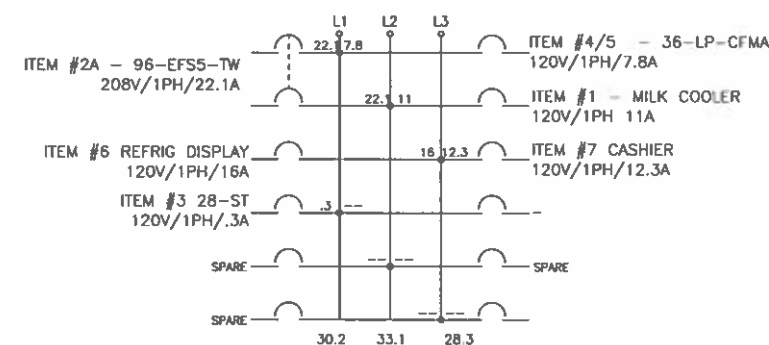
SPECLINE CONSTRUCTION

TOP - 14 GA. S/S WITH SQ. TURNDOWN ON ALL SIDES W/ CORNERS WELDED & POLISHED TO A #4 SATIN FINISH - ALL EDGES TO HAVE #7 HI-LITE FINISH.
BODY - BODY - 18 GA. S/S WRAP AROUND TYPE CONSTRUCTION W/ 20 GA. S/S 2B BOTTOM - INTERIOR TO BE REINFORCED W/ 11 GA. GALV. AS TO SUPPORT SHELVING. WITH VINYL GRAPHICS
BODY SHELVING - 18 GA. S/S INSERT W/ COVED CORNERS & REMOVABLE TOP FOR ACCESS. FURN INTERMEDIATE ADJUSTABLE SHELF MOUNTED ON PLASTER STRIPS WHERE REQUIRED.
CASTERS - 5" DIA. NON-MARKING, BALL BEARING SWIVEL TYPE - FURN ALL W/ BRAKES.
THERMALWELL HOT FOOD UNITS - 12" x 20" DIE-STAMPED OPN'GS FOR DRY-MOIST ELECTRIC HEAT - U.L. RECOGNIZED WELLS W/ (563 WATT @208)(751 WATTS @120/240V) HEAT SOURCE & INDIVIDUAL SOLID STATE DIGITAL CONTROLS, PRE-WIRED TO CIRCUIT BREAKER - EACH HOT FOOD WELL TO BE PRE-PLUMBED THRU A COMMON MANIFOLD TO A X TURN DRAIN VALVE BELOW THE BODY.
TEMPSTAR COLD PAN - 9" DEEP 18 GA. S/S PAN W/ REFRIGERATION COILS BONDED TO UNDERSIDE IN MASTIC - FULLY INSULATED W/ URETHANE FOAM - FIT W/ AXIAL FANS AS SHOWN - FURN W/ 1" OPEN DRAIN EXTENDED TO SHUT-OFF VALVE BELOW.
FROST TOP - 14 GA. S/S RECESSED TOP, WELDED WATER TIGHT W/ REFRIGERATION COILS BONDED TO UNDERSIDE IN MASTIC & FULLY INSULATED - PROVIDE W/ BAR MAT - FURN W/ 1" OPEN DRAIN EXTENDED TO SHUT-OFF VALVE BELOW.
CONDENSING UNIT - AIR-COOLED, HERMETICALLY SEALED - FACTORY TESTED & FULLY CONNECTED AS REQ'D - MADE READY TO PLUG IN - MOUNTED ON 18 GA. GALV. CHANNEL BASE - 18 GA. S/S REMOVABLE LOUVERED ACCESS PANELS - UNITS SIZED AS REQ'D. WITH ALL NECESSARY VALVES AND CONTROLS FOR OPERATION.
CASHIER RECESS - 18 GA. S/S LINER W/ FIXED UNDER SHELF.

SPECLINE OPTIONS

- B SOLID TRAY SLIDE - 16 GA. S/S, FLAT SURFACE TYPE. TURN DOWN ENDS & SIDES WITH CORNERS WELDED & POLISHED. MOUNT ON S/S FOLD-DOWN BRACKETS.
- AA LINE-UP LOCKS - BARREL BOLT & SLOT DESIGN W/ CAM LOCKING ACTION. LOCKS TO BE MOUNTED ON OPPOSING CORNERS FOR MAXIMUM VERSATILITY.
- CCP COUNTER PROTECTOR TO HAVE 3/8" TEMPERED GLASS & TUBULAR SUPPORTS POST WITH GLASS TOP SHELF.
- CSB SELF SERVICE SINGLE SIDED BUFFET TO HAVE 3/8" TEMPERED GLASS & TUBULAR SUPPORTS POST WITH GLASS TOP SHELF.
- D CUTTING BOARD - 16 GA. S/S W/ EDGES TURNED DOWN, WELDED & POLISHED. MOUNT ON S/S FOLD-DOWN BRACKETS.
- DD FLUSH MOUNT OUTLET - ELECTRICAL REQUIREMENTS AS PER SPECIFICATIONS. PREWIRED TO FUSE OR SURGE PROTECTOR AS SPECIFIED. MIN. 72" GROUND SUPPLY CORD AS REQ'D.
- HH CASHIER'S DRAWER ASSEMBLY - 3" DEEP POWDER COATED STEEL LINER, MOUNTED ON ROLLER SLIDES - FURNISHED W/ KEYPAD LOCK.
- RR LED LIGHT STRIPS - 3.3 WATTS PER FOOT - FURN WITH 120-240/12VDC POWER SUPPLY. WIRED TO POWER SWITCH.
- Z DRAINS - EACH HOT FOOD WELL SHALL BE PLUMBED TO COMMON MANIFOLD AND EXTENDED TO A SHUT OFF VALVE BELOW THE BODY.

SCHEMATIC OF LOAD CENTER



SQUARE "D" #Q0312L125G LOAD CENTER
FURN. W/ COVER & GROUND BAR
120/208V / 60 / 3PH, 5 WIRE, 125AMP
ACTUAL LOAD = 33.1 AMPS

NOT FOR FABRICATION
PRELIMINARY
NOT FOR APPROVAL

PROJECT: KEY WEST HIGH SCHOOL
KEY WEST, FL.

C.O. #1	1 CHANGES
C.O. #2	2 CHANGES
C.O. #3	3 CHANGES



Changing how food is served.

lowtempind.com

LTI
1947 Bill Casey Parkway
Jonesboro, GA 30236
tel 770.478.8803
fax 770.471.3715

ORDER #

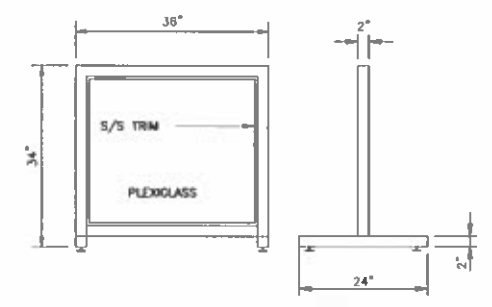
DWG # OPT11308

DATE: 2/25/21

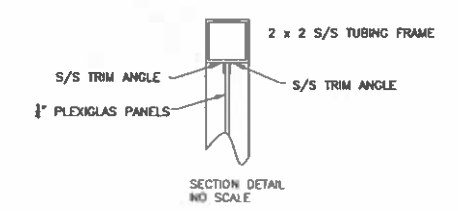
SHEET # K-5 OF 6



REV5: 1/10/22
 DRAWN BY: NT
 REV1: 3/1/21
 REV2: 3/24/21
 REV3: 5/6/21
 REV4: 6/21/21
 SCALE 3/4" = 1'-0"
 QUOTE #



ITEM #6- DIVIDER PANELS (34" X 36")
 PLEXIGLAS & TRIMMED IN S/S
 QTY. 12 REQ'D
 COLOR - VERIFY
 END ELEVATION
 ITEM #7



DEALER:	
PROJECT:	KEY WEST HIGH SCHOOL KEY WEST, FL.
C.O. #1	1 CHANGES
C.O. #2	2 CHANGES
C.O. #3	3 CHANGES



Changing
how food is served.

lowtempind.com
 LTI
 1947 Bill Casey Parkway
 Jonesboro, GA 30236
 tel 770.478.8803
 fax 770.471.3715

ORDER #
 DWG # OPT11308
 DATE: 2/25/21
 SHEET # K-6 OF 6

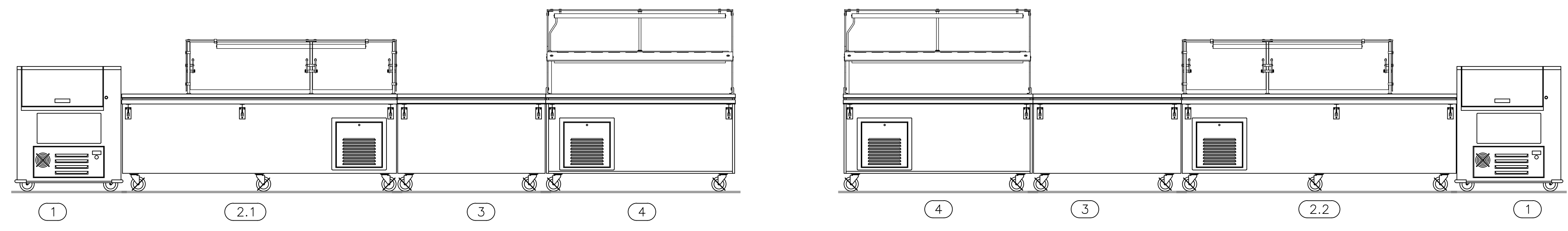


NOT FOR FABRICATION
PRELIMINARY
 NOT FOR APPROVAL

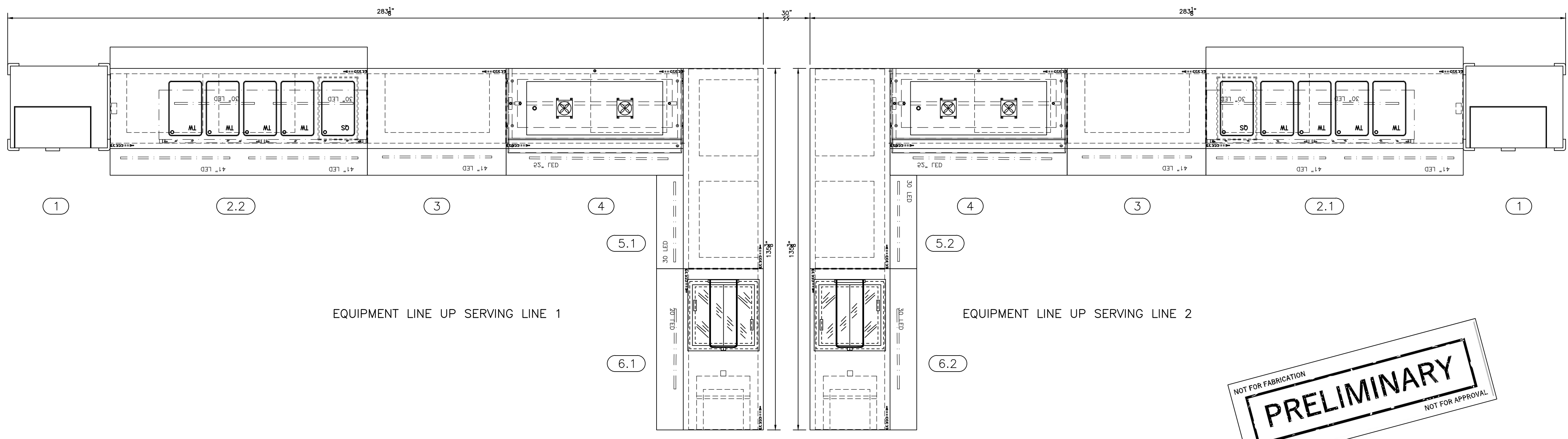

DRAWN BY: NT
 REV1: 5/6/21
 REV2: 1/7/22
 REV3: 1/11/22
 REV4:
 SCALE 1/2" = 1'-0"
 QUOTE #

#1 - THIS DRAWING IS THE LEGAL PROPERTY OF LTI, INC. IT MAY NOT BE COPIED OR REPRODUCED WITHOUT THE WRITTEN CONSENT OF LTI. IF USED WHOLLY OR PARTIALLY TO FABRICATE OR PRODUCE EQUIPMENT OTHER THAN THAT FURNISHED BY LTI, LTI RESERVES THE RIGHT TO CHARGE 4% OF THE COST OF THE EQUIPMENT AS AN ENGINEERING AND DESIGN FEE.

#2 - LTI, INC. IS NOT RESPONSIBLE FOR EQUIPMENT MEETING LOCAL CODES UNKNOWN TO LTI. IT IS THE RESPONSIBILITY OF THE FSEC TO NOTIFY LTI OF ANY LOCAL CODES THAT AFFECT CONSTRUCTION OR MATERIALS. FSEC IS REQUIRED TO REVIEW THIS DRAWING AND NOTIFY LTI OF ANY LOCAL CODES PRIOR TO FABRICATION OR WILL INCUR ADDITIONAL ASSOCIATED COSTS.



CUSTOMER SIDE ELEVATION LINE UP



EQUIPMENT LINE UP SERVING LINE 1

EQUIPMENT LINE UP SERVING LINE 2

NOT FOR FABRICATION
PRELIMINARY
 NOT FOR APPROVAL

DEALER:

PROJECT: MARATHON MIDDLE SCHOOL

C.O. #1	1 CHANGES:
C.O. #2	2 CHANGES:
C.O. #3	3 CHANGES:

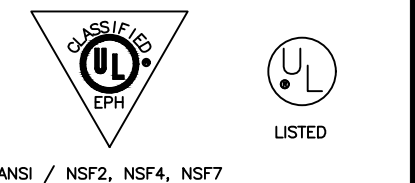


Changing how food is served.

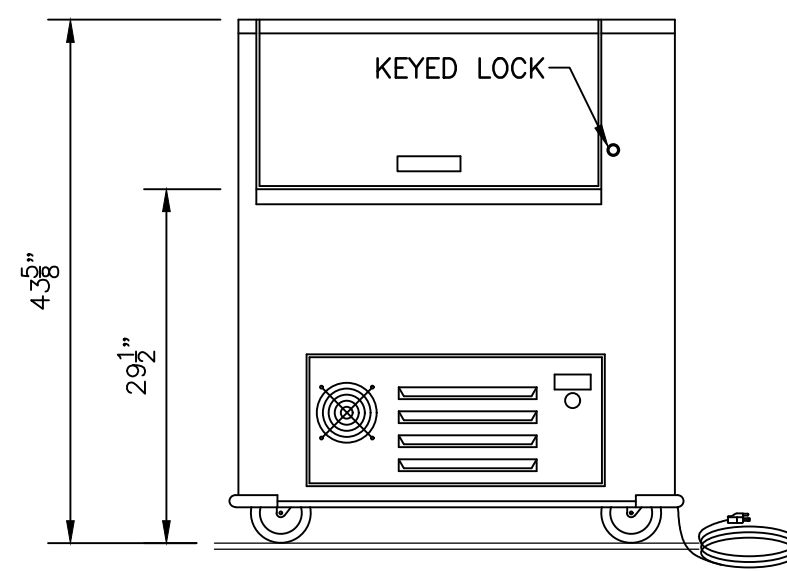
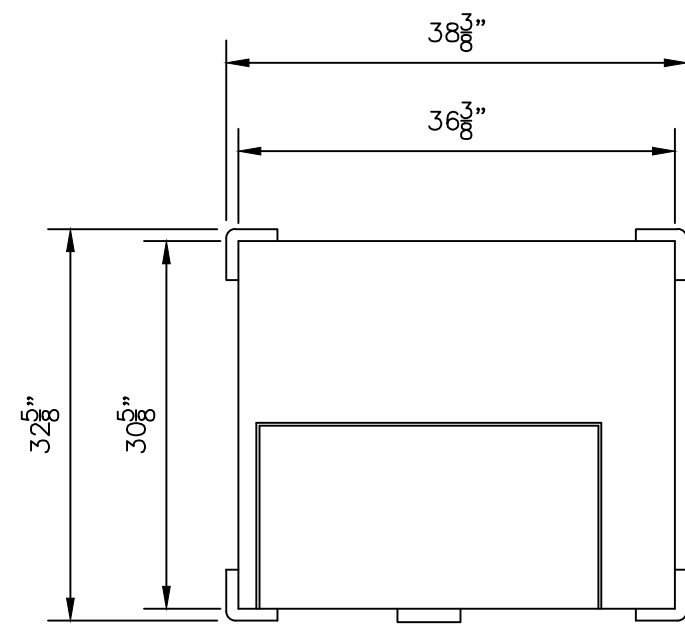
lowtempind.com

LTI
 1947 Bill Casey Parkway
 Jonesboro, GA 30236
 tel 770.478.8803
 fax 770.471.3715

ORDER #
 DWG# OPT11314
 DATE: 3/3/21
 SHEET # K1 OF 3

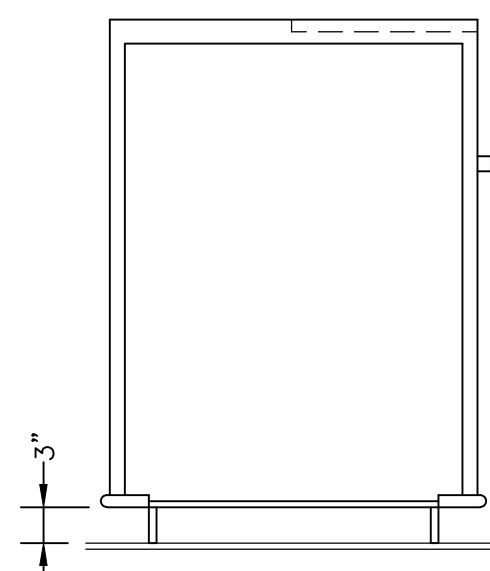


ANSI / NSF2, NSF4, NSF7

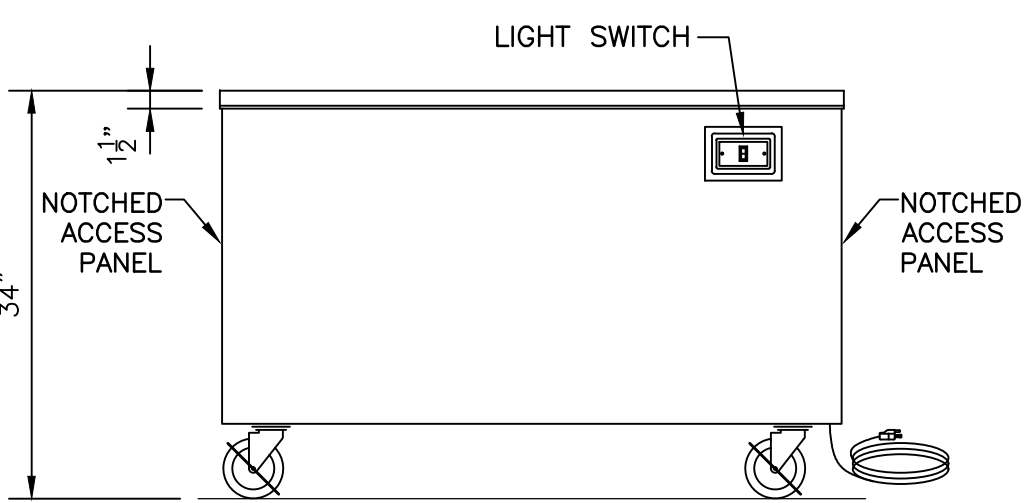
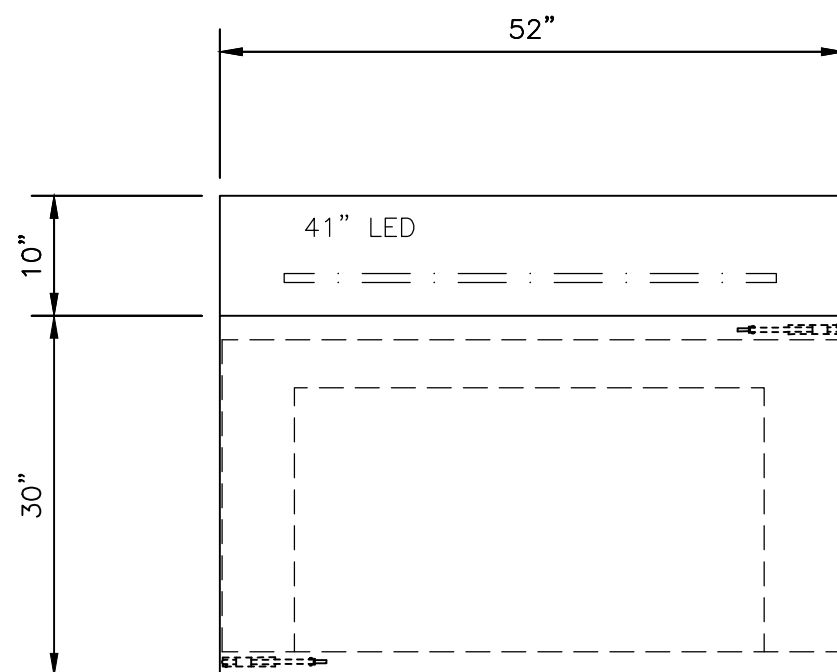


ITEM #1 - CPM-BFD-8
TWO (2) REQ'D

ELECT - 120V / 1PH / 9.7 AMPS
PLUG - (5-15P)
1/3 HP - REFRIGERANT R-134A
STAINLESS STEEL

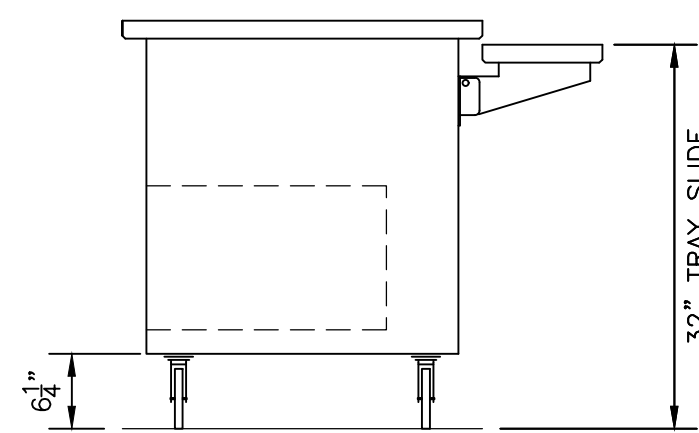


END ELEVATION
ITEM #1

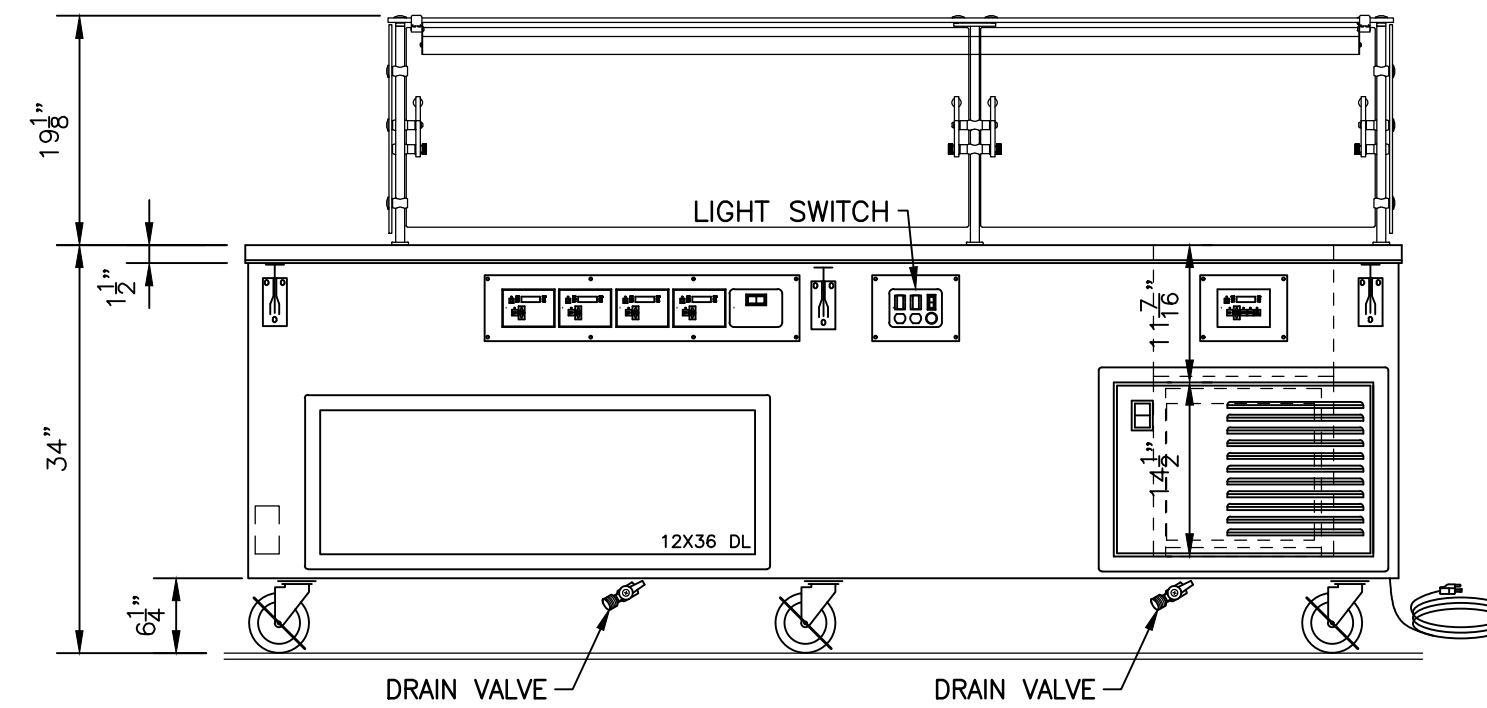
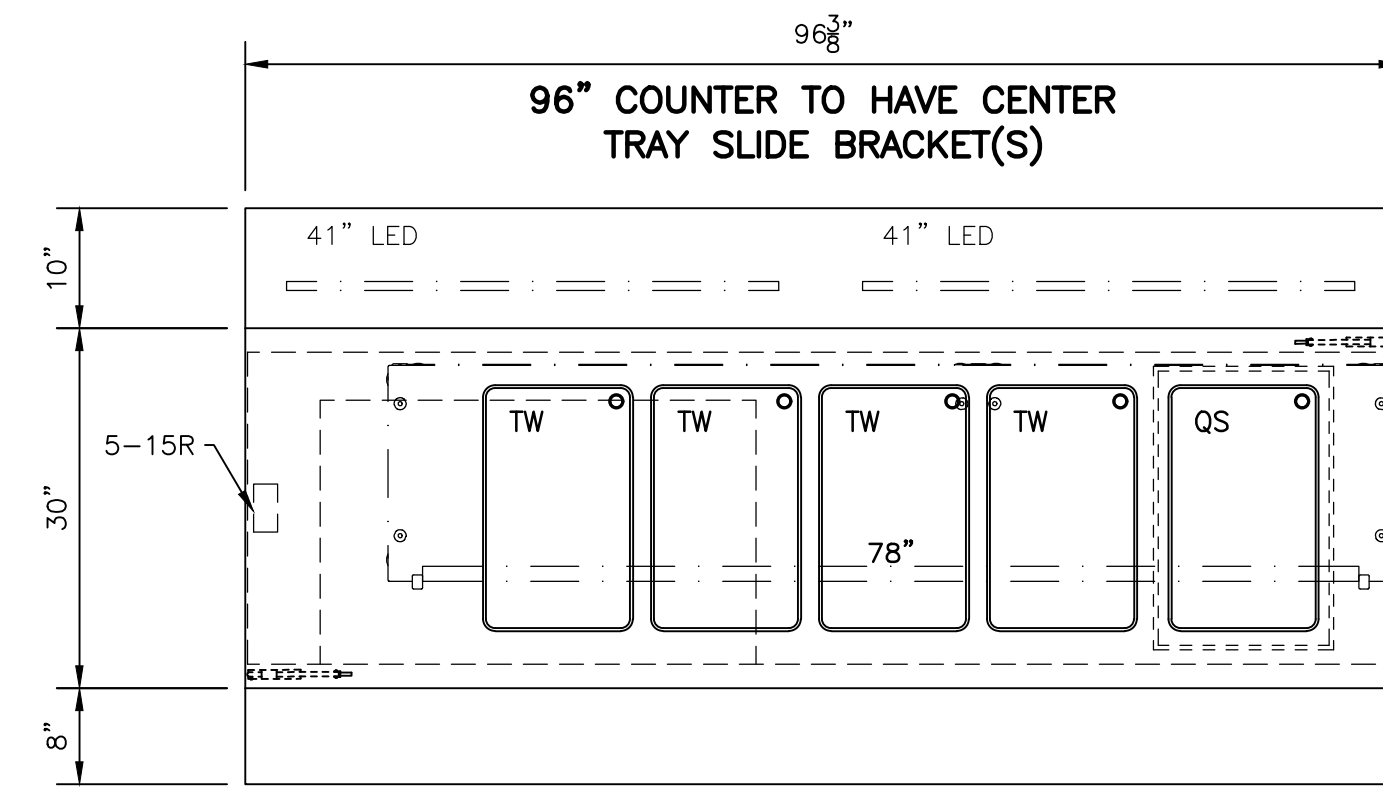


ITEM #3 - 52-ST
TWO (2) REQ'D

AA B RR
ELECT - 120V / 1PH / .3A
PLUG - (5-15P)
STAINLESS STEEL



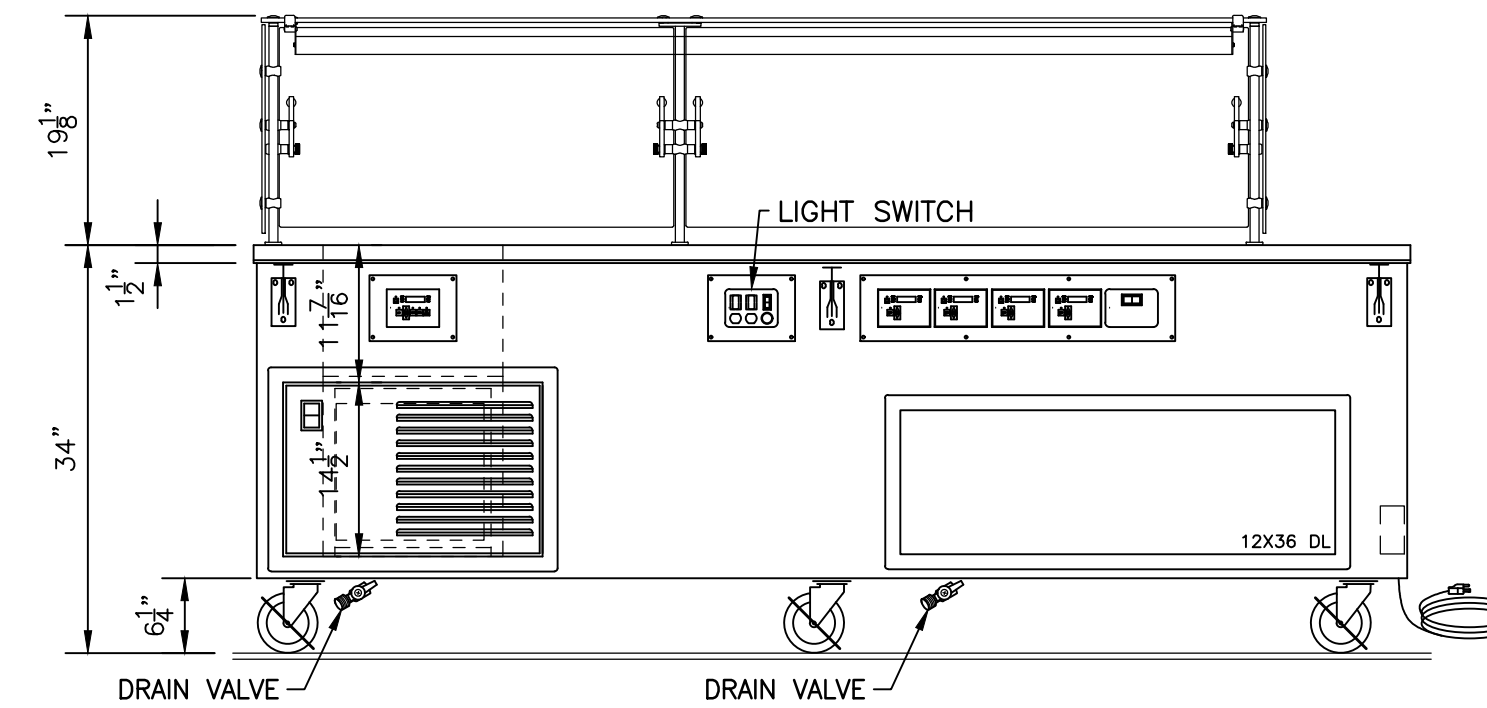
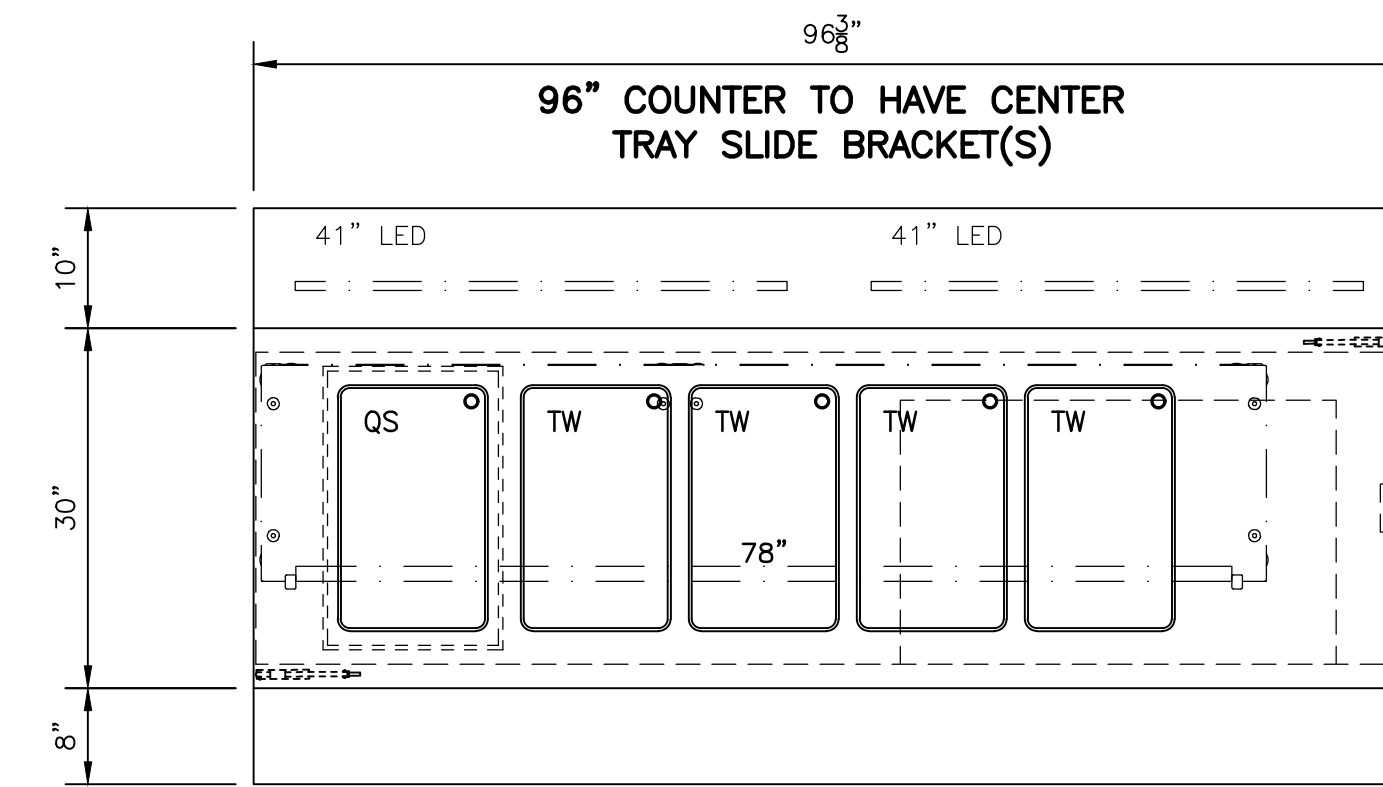
END ELEVATION
ITEM #3



ITEM #2A - 96-LP-EFS6-TW
ONE (1) REQ'D

AA B CCP D RR Z

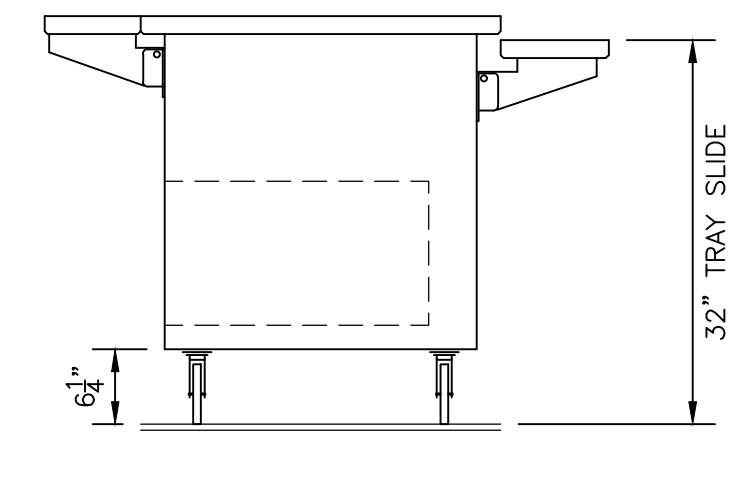
ELECT - 120/208V / 1PH / 22.1A
PLUG - (14-30P)
STAINLESS STEEL



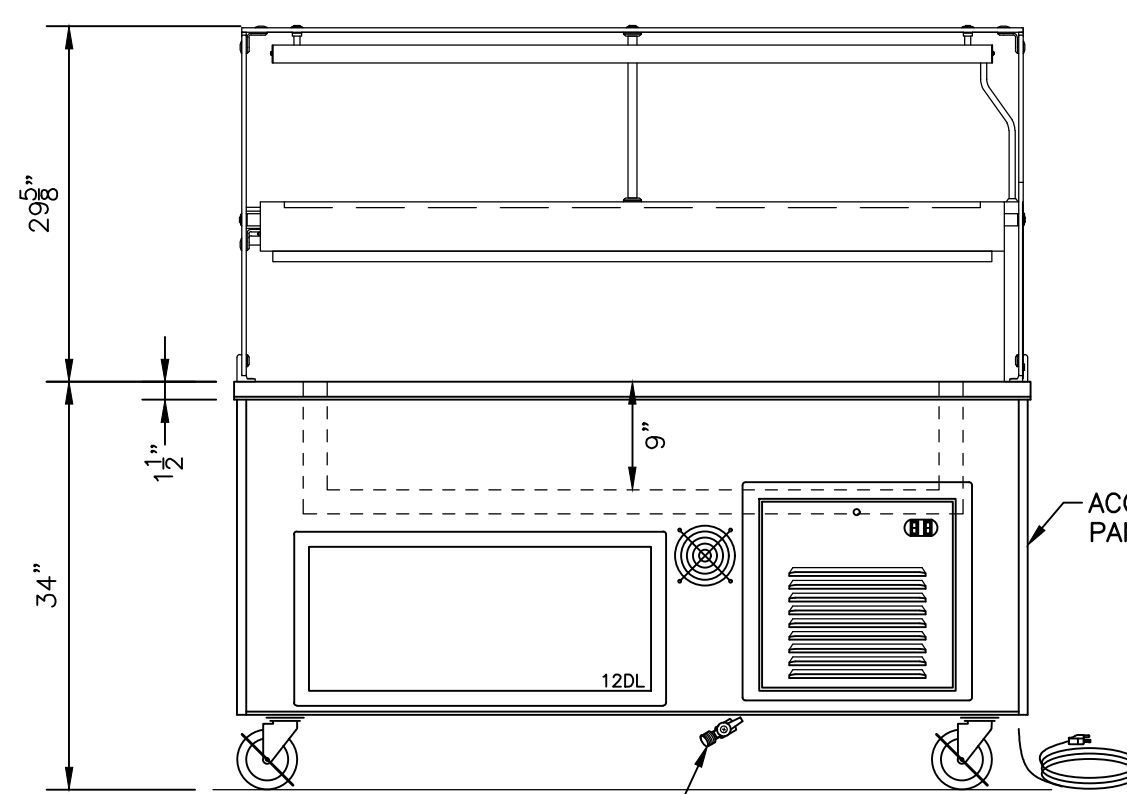
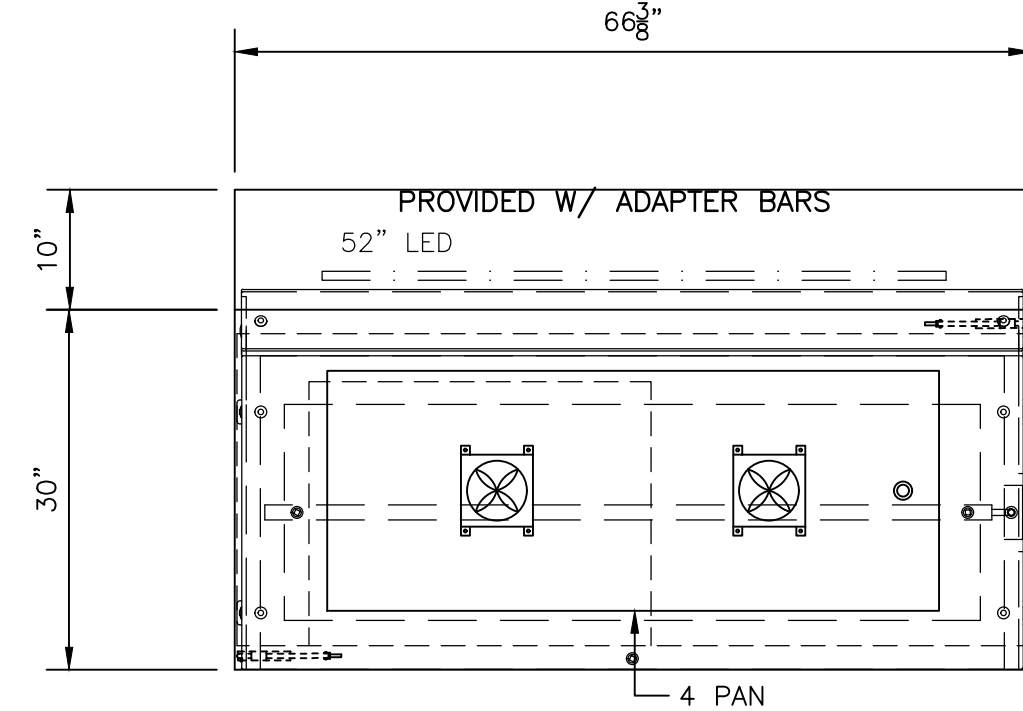
ITEM #2B - 96-LP-EFS6-TW
ONE (1) REQ'D

AA B CCP D RR Z

ELECT - 120/208V / 1PH / 22.1A
PLUG - (14-30P)
STAINLESS STEEL



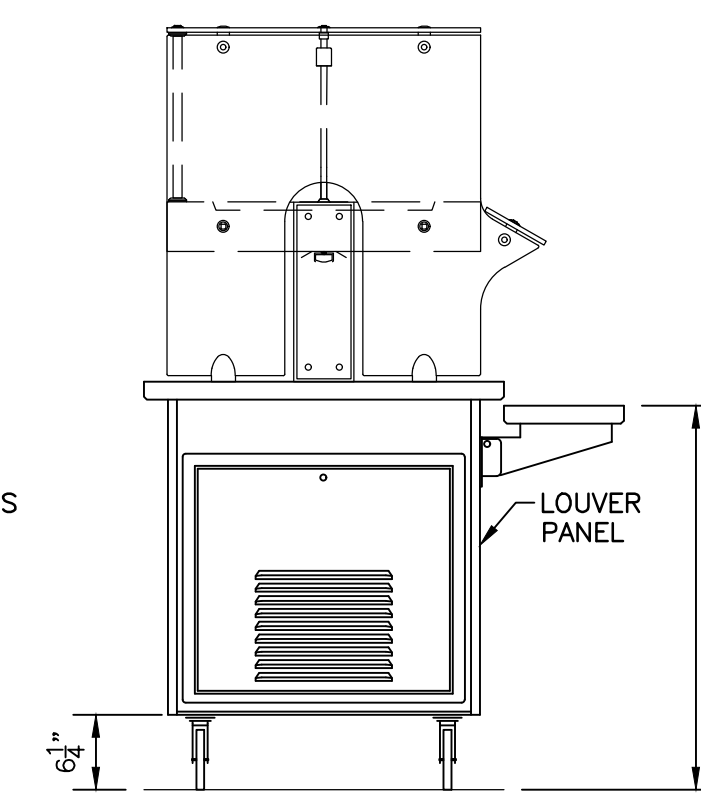
END ELEVATION
ITEM #2



ITEM # - 66-LP-CFMA
ONE (1) REQ'D

A AA RR

ELECT - 120V / 1PH / 7.1A
1/3 H.P. - REFRIGERANT-507
STAINLESS STEEL



END ELEVATION
ITEM #

NOT FOR FABRICATION
PRELIMINARY
NOT FOR APPROVAL

CONSTRUCTION - BFD SERIES

TOP & DOORS - S/S LINED DOUBLE WALL TOP INSULATED W/ URETHANE. FULL PERIMETER GASKET AT OPENING. TOP DOOR TO BE BI-FOLDING, MADE OF ABS PLASTIC & FULLY INSULATED. FRONT DOOR TO FOLD-UP & SET ON TOP. UNIT PROVIDED W/ A KEYPAD BARREL LOCK.

BODY - 18 GA. S/S WRAP AROUND TYPE CONSTRUCTION W/ 20 GA. GALN. BOTTOM - FRONT & BOTH ENDS TO BE COVERED W/ FIBERGLASS PANELS - COLOR TO BE SELECTED BY ARCHITECT. FURN W/ NON-MARKING CORNER BUMPERS. REFRIGERATED DISPENSERS TO HAVE A FULLY WELDED STEEL EXTERIOR BODY W/ WATERTIGHT INTERIOR S/S LINER. FULLY INSULATED W/ URETHANE & COMPLETE W/ 3/4\" CONDENSATE DRAIN EXTENDED BELOW BODY TO SHUT-OFF VALVE. UNIT TO HAVE A CAPACITY OF TWELVE (12) 13\" x 13\" x 11\" MILK CRATES.

REFRIGERATION - A TEMPERATURE OF 38\" SHALL BE MAINTAINED BY FINNED TUBE FORCED AIR COILS W/ ACCESSIBLE THERMOSTATIC EXPANSION VALVES CONNECTED TO PROPERLY SIZED FULLY HERMETIC CONDENSING UNIT W/ ALL NECESSARY CONTROLS FOR PROPER OPERATION. REMOVABLE S/S LOUVERED PANELS ON FRONT & REAR TO ALLOW FOR PROPER VENTILATION.

CASTERS - FOUR (4) 5\" DIAMETER NON-MARKING, BALL BEARING SWIVEL TYPE TO BE CONCEALED WITHIN THE BODY.

DRAWN BY: NT
REV1: 5/6/21
REV2: 1/7/22
REV3: 1/11/22
REV4:
SCALE 3/4\" = 1'-0\"
QUOTE #

#1 - THIS DRAWING IS THE LEGAL PROPERTY OF LTI, INC. IT MAY NOT BE COPIED OR REPRODUCED WITHOUT THE WRITTEN CONSENT OF LTI. IF USED WHOLLY OR PARTIALLY TO FABRICATE OR PRODUCE EQUIPMENT OTHER THAN THAT FURNISHED BY LTI, LTI RESERVES THE RIGHT TO CHARGE 4% OF THE COST OF THE EQUIPMENT AS AN ENGINEERING AND DESIGN FEE.

#2 - LTI, INC. IS NOT RESPONSIBLE FOR EQUIPMENT MEETING LOCAL CODES UNKNOWN TO LTI. IT IS THE RESPONSIBILITY OF THE FSEC TO NOTIFY LTI OF ANY LOCAL CODES THAT AFFECT CONSTRUCTION OR MATERIALS. FSEC IS REQUIRED TO REVIEW THIS DRAWING AND NOTIFY LTI OF ANY LOCAL CODES PRIOR TO FABRICATION OR WILL INCUR ADDITIONAL ASSOCIATED COSTS.

DEALER:

PROJECT: MARATHON MIDDLE SCHOOL
C.O. #1 1 CHANGES:
C.O. #2 2 CHANGES:
C.O. #3 3 CHANGES:

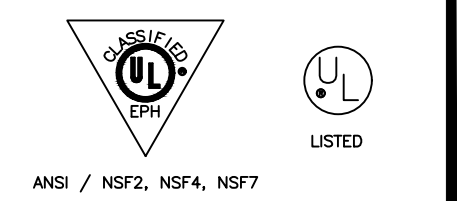


Changing how food is served.

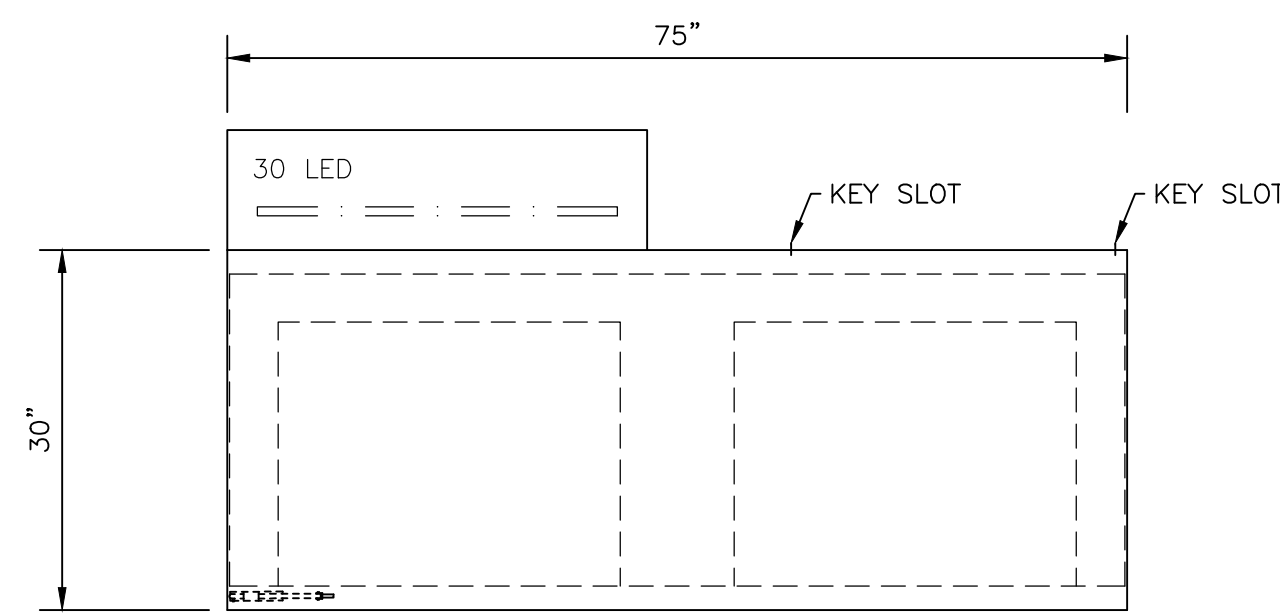
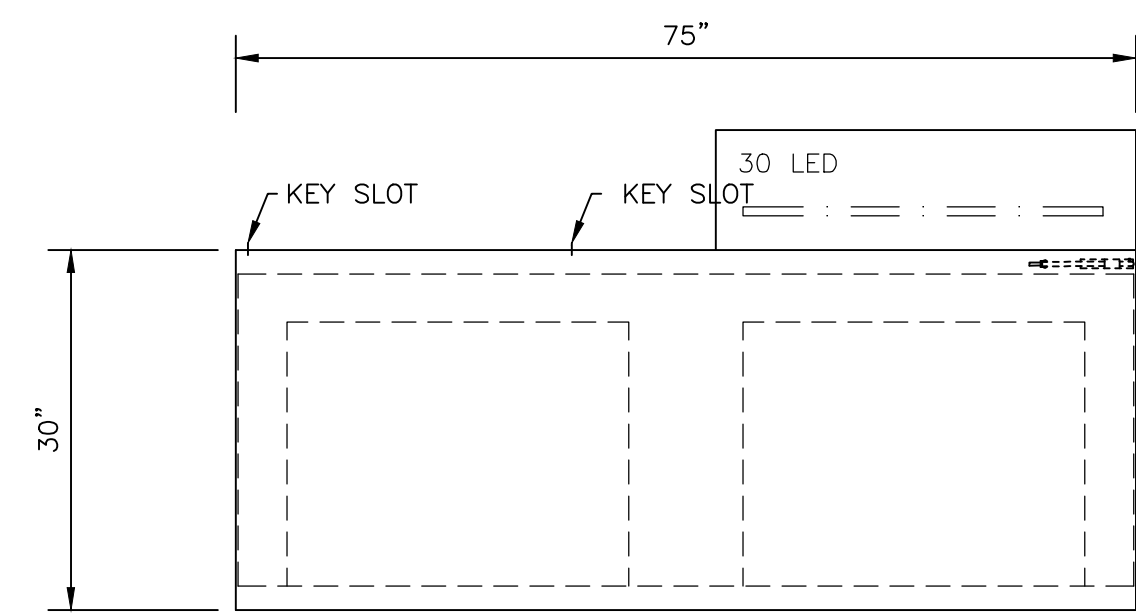
lowtempind.com

LTI
1947 Bill Casey Parkway
Jonesboro, GA 30236
tel 770.478.8803
fax 770.471.3715

ORDER #
DWG# OPT11314
DATE: 3/3/21
SHEET # K2 OF 3

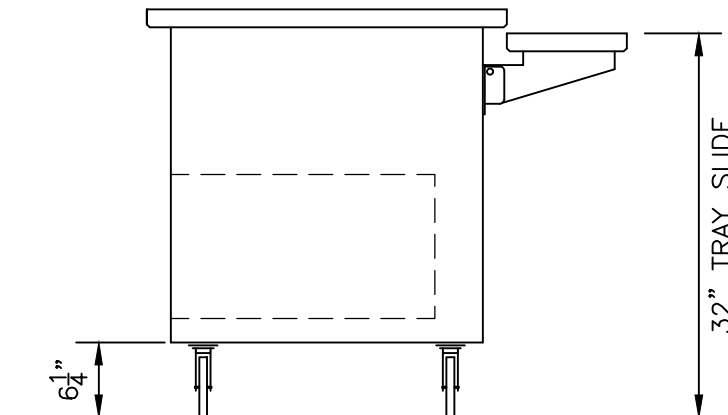
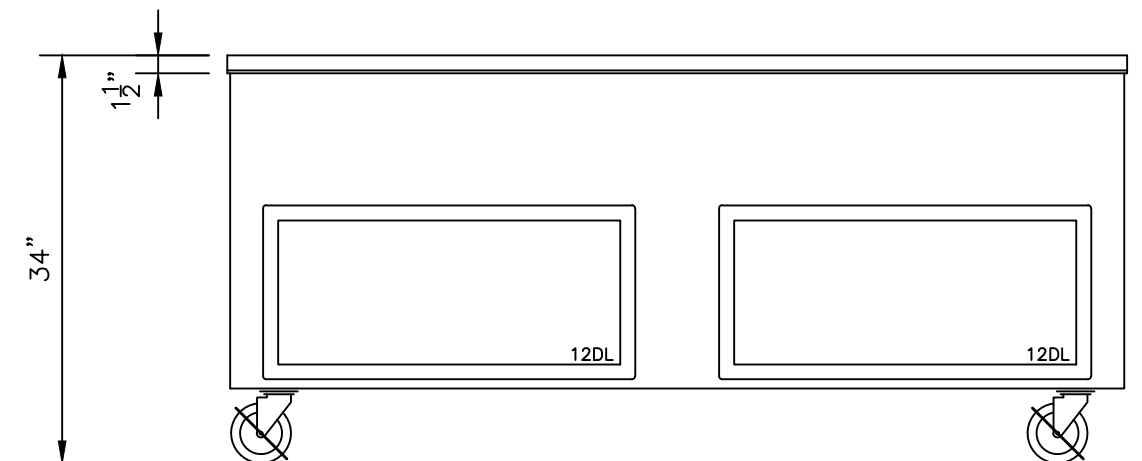
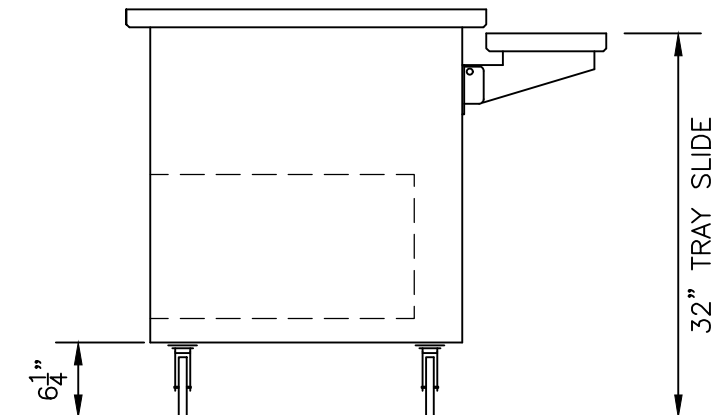
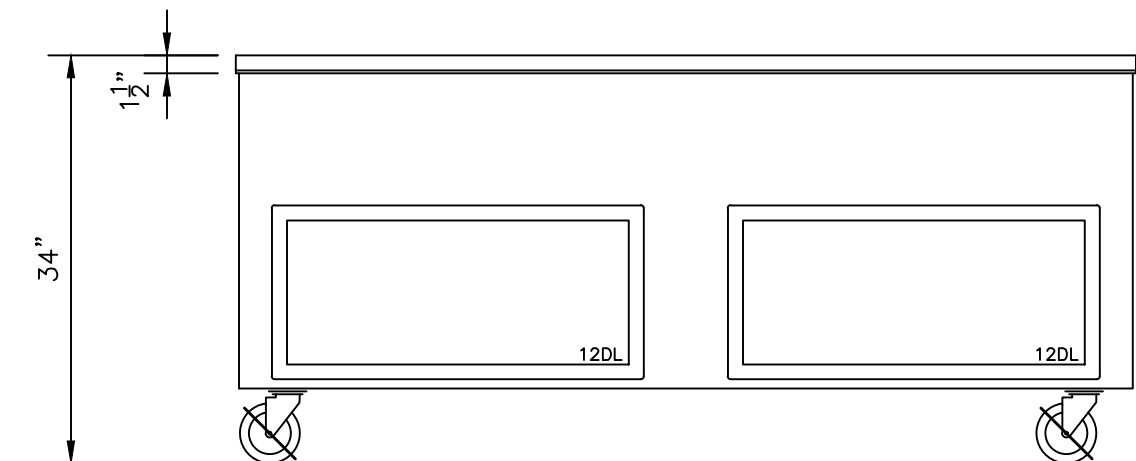


ANSI / NSF2, NSF4, NSF7



NOT FOR FABRICATION
PRELIMINARY
 NOT FOR APPROVAL

DRAWN BY: NT
 REV1: 5/6/21
 REV2: 1/7/22
 REV3: 1/11/22
 REV4:
 SCALE 3/4" = 1'-0"
 QUOTE #



ITEM #5.1 - 75-ST
 ONE (1) REQ'D
 AA B RR
 STAINLESS STEEL

END ELEVATION
 ITEM #5.1

ITEM #5.2 - 75-CSDR-42-MOD
 ONE (1) REQ'D
 AA B RR
 STAINLESS STEEL

END ELEVATION
 ITEM #5.2

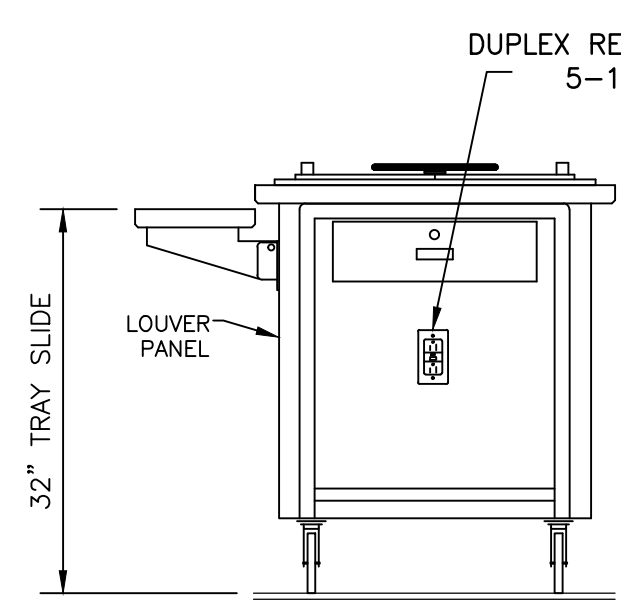
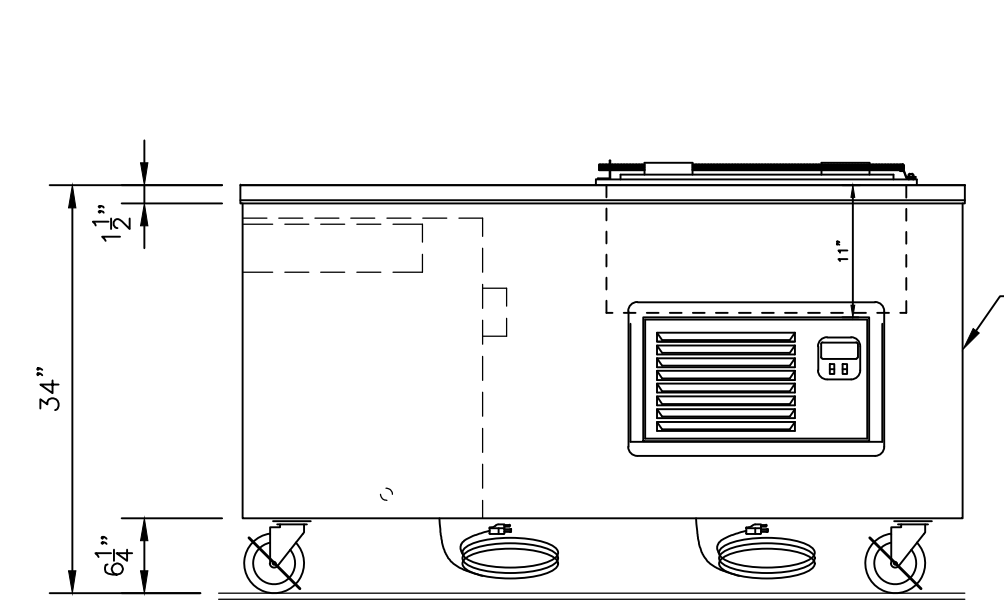
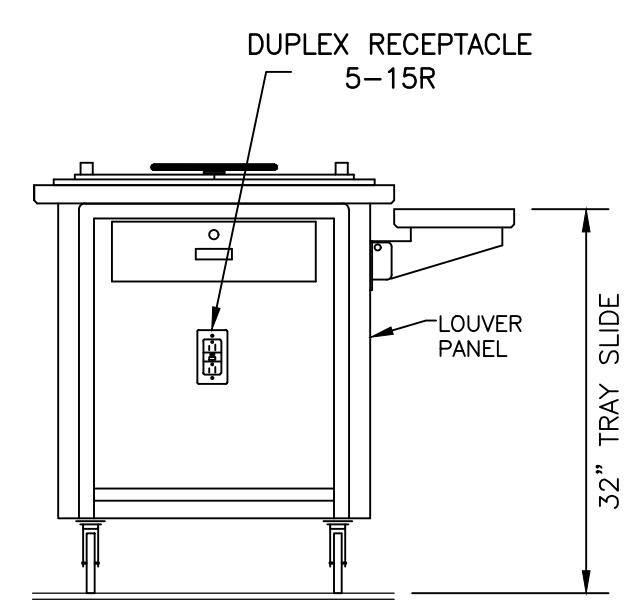
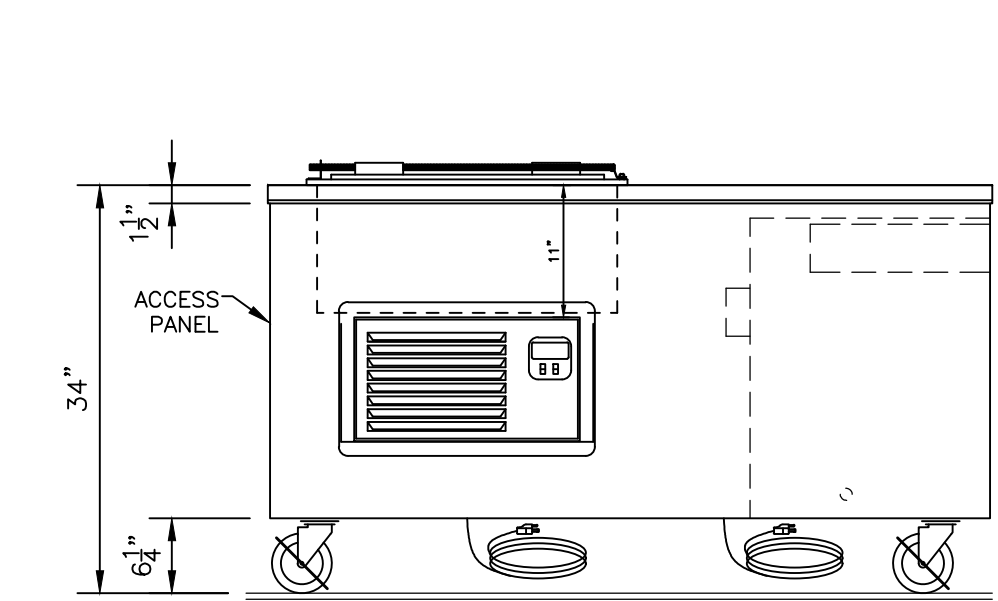
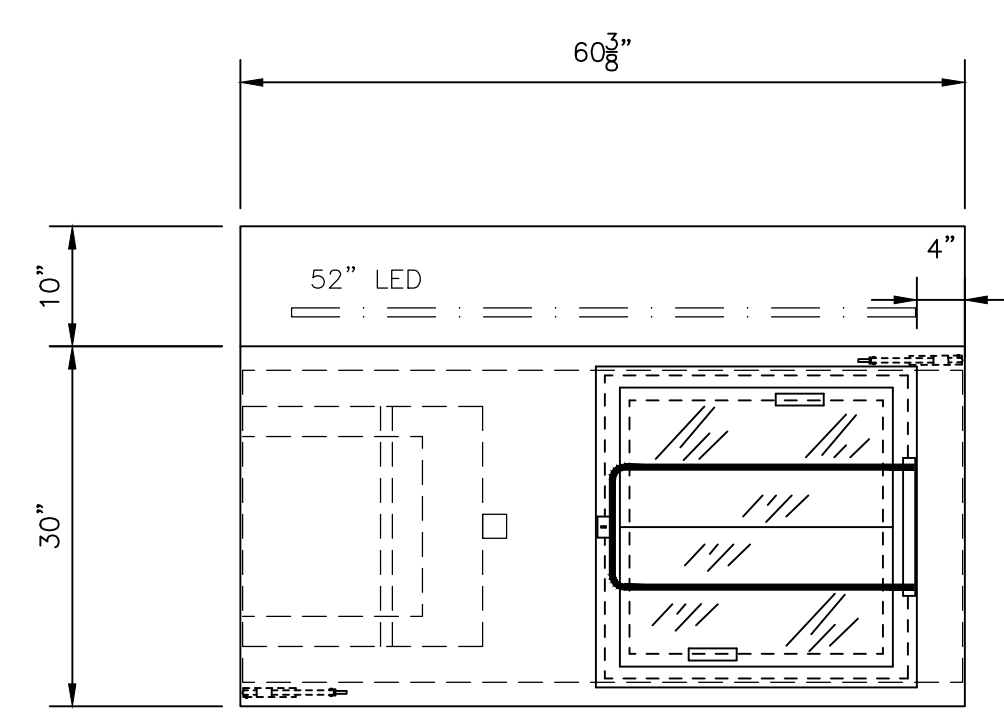
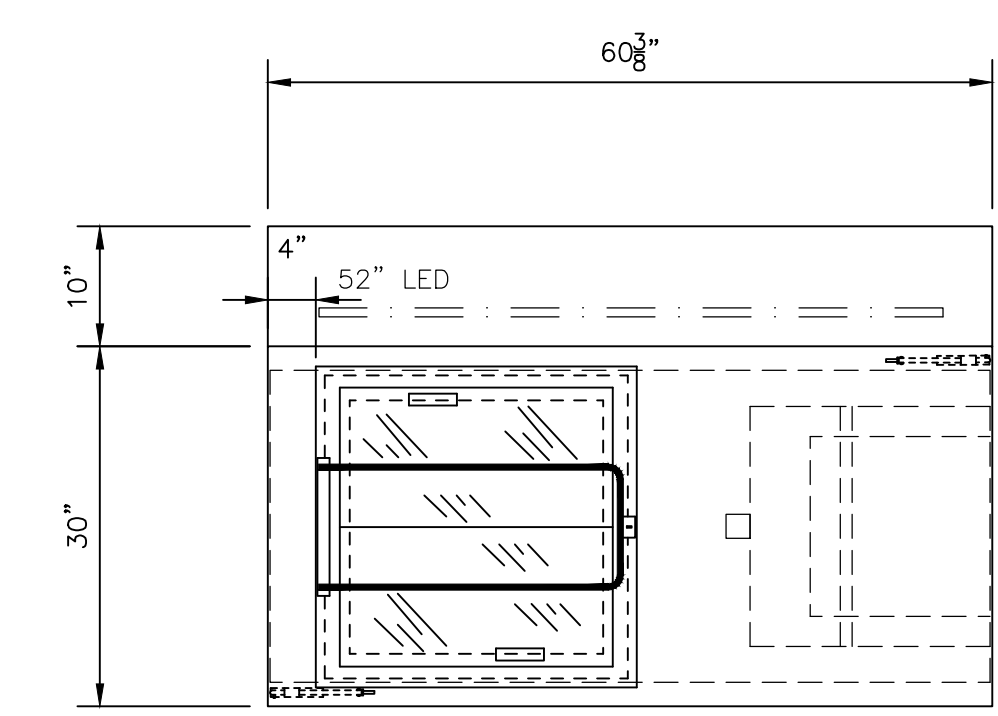
SPECLINE CONSTRUCTION

- TOP - 14 GA. S/S WITH SQ. TURNDOWN ON ALL SIDES W/ CORNERS WELDED & POLISHED TO A #4 SATIN FINISH - ALL EDGES TO HAVE #7 HI-LITE FINISH.
- BODY - BODY - 18 GA. S/S WRAP AROUND TYPE CONSTRUCTION W/ 20 GA. S/S 2B BOTTOM - INTERIOR TO BE REINFORCED W/ 11 GA. GALV. AS TO SUPPORT SHELVING. WITH VINYL GRAPHICS
- BODY SHELVING - 18 GA. S/S INSERT W/ COVED CORNERS & REMOVABLE TOP FOR ACCESS. FURN INTERMEDIATE ADJUSTABLE SHELF MOUNTED ON PILASTER STRIPS WHERE REQUIRED.
- CASTERS - 5" DIA. NON-MARKING, BALL BEARING SWIVEL TYPE - FURN ALL W/ BRAKES.
- THERMALWELL HOT FOOD UNITS - 12" x 20" DIE-STAMPED OPN'GS FOR DRY-MOIST ELECTRIC HEAT - U.L. RECOGNIZED WELLS W/ (563 WATT @208)(751 WATTS @120/240V) HEAT SOURCE & INDIVIDUAL SOLID STATE DIGITAL CONTROLS, PRE-WIRED TO CIRCUIT BREAKER - EACH HOT FOOD WELL TO BE PRE-PLUMBED THRU A COMMON MANIFOLD TO A 1/4 TURN DRAIN VALVE BELOW THE BODY.
- TEMPESTAIR COLD PAN - 9" DEEP 18 GA. S/S PAN W/ REFRIGERATION COILS BONDED TO UNDERSIDE IN MASTIC - FULLY INSULATED W/ URETHANE FOAM - FIT W/ AXIAL FANS AS SHOWN - FURN W/ 1" OPEN DRAIN EXTENDED TO SHUT-OFF VALVE BELOW.
- FROST TOP - 14 GA. S/S RECESSED TOP, WELDED WATER TIGHT W/ REFRIGERATION COILS BONDED TO UNDERSIDE IN MASTIC & FULLY INSULATED - PROVIDE W/ BAR MAT - FURN W/ 1" OPEN DRAIN EXTENDED TO SHUT-OFF VALVE BELOW.
- CONDENSING UNIT - AIR-COOLED, HERMETICALLY SEALED - FACTORY TESTED & FULLY CONNECTED AS REQ'D - MADE READY TO PLUG IN - MOUNTED ON 18 GA. GALV. CHANNEL BASE - 18 GA. S/S REMOVABLE LOUVERED ACCESS PANELS - UNITS SIZED AS REQ'D. WITH ALL NECESSARY VALVES AND CONTROLS FOR OPERATION.
- CASHIER RECESS - 18 GA. S/S LINER W/ FIXED UNDER SHELF.
- DROP-IN ICE CREAM - TOP PERIMETER FRAME TO BE CONSTRUCTED OF 14 GA STAINLESS STEEL, WELDED, GROUND AND POLISHED, WITH A THERMAL BREAK PROVIDED BETWEEN THE TOP AND REFRIGERATED INTERIOR. INTERIOR PAN TO BE 18 GA STAINLESS STEEL FULLY WELDED, AND POLISHED. TO BE FULLY INSULATED WITH 1-1/2" TO 2" URETHANE INSULATION. THE EXTERIOR JACKET TO BE CONSTRUCTED OF 18 GA GALVANIZED STEEL. BASKETS TO BE 10 X 20 X 6" DEEP WITH SANITARY WHITE PLASTIC COATING.
- REFRIGERATION SYSTEM TO BE A HERMETICALLY SEALED COMPRESSOR OPERATING ON R-507(HFC) REFRIGERANT, AND WILL INCLUDE A COLD WALL PARTITION BETWEEN BASKETS. THERMOSTAT CONTROLLED. ALL SWITCHES AND CONROLS TO BE FULLY ACCESSIBLE. PROVIDE WITH 6' CORD AND PLUG.

- UNIT TO BE UL LISTED AND BEAR THE UL AND UL SANITATION SEAL
- LID TO BE HINGED PLEXIGLASS
- FURNISH WITH LID LOCKING ASSEMBLY

SPECLINE OPTIONS

- B SOLID TRAY SLIDE - 16 GA. S/S, FLAT SURFACE TYPE. TURN DOWN ENDS & SIDES WITH CORNERS WELDED & POLISHED. MOUNT ON S/S FOLD-DOWN BRACKETS.
- AA LINE-UP LOCKS - BARREL BOLT & SLOT DESIGN W/ CAM LOCKING ACTION. LOCKS TO BE MOUNTED ON OPPOSING CORNERS FOR MAXIMUM VERSATILITY.
- D CUTTING BOARD - 16 GA. S/S W/ EDGES TURNED DOWN, WELDED & POLISHED. MOUNT ON S/S FOLD-DOWN BRACKETS.
- DD FLUSH MOUNT OUTLET - ELECTRICAL REQUIREMENTS AS PER SPECIFICATIONS, PREWIRED TO FUSE OR SURGE PROTECTOR AS SPECIFIED. MIN. 72" GROUND SUPPLY CORD AS REQ'D.
- GA ADJUSTABLE FOOD PROTECTORS TO HAVE PIVOT FRONT TEMPERED GLASS & 1-1/4" SQUARE TUBING REAR POST.
- GC FIXED FRONT FOOD PROTECTORS TO HAVE TEMPERED GLASS & 1-1/4" SQUARE TUBING REAR POST.
- HH CASHIER'S DRAWER ASSEMBLY - 3" DEEP POWDER COATED STEEL LINER, MOUNTED ON ROLLER SLIDES - FURNISHED W/ KEYED LOCK.
- RR LED LIGHT STRIPS - 3.3 WATTS PER FOOT - FURN WITH 120-240/12VDC POWER SUPPLY W/ WIRE TO POWER SWITCH.
- Z DRAINS - EACH HOT FOOD WELL SHALL BE PLUMBED TO COMMON MANIFOLD AND EXTENDED TO A SHUT OFF VALVE BELOW THE BODY.



ITEM #6.1 - 60-DI2222-CSE
 ONE (1) REQ'D
 B DD HH GG
 ELECT - 120V / 1PH / 12.0A
 PLUG - (5-15P)
 ELECT - 120V / 1PH / 6.4A
 1/3HP REFRIGERANT R507
 PLUG - (5-15P)
 STAINLESS STEEL

END ELEVATION
 ITEM #6.1


ITEM #6.2 - 60-DI2222-CSE
 ONE (1) REQ'D
 B DD HH GG
 ELECT - 120V / 1PH / 12.0A
 PLUG - (5-15P)
 ELECT - 120V / 1PH / 6.4A
 1/3HP REFRIGERANT R507
 PLUG - (5-15P)
 STAINLESS STEEL

END ELEVATION
 ITEM #6.2

#1 - THIS DRAWING IS THE LEGAL PROPERTY OF LTI, INC. IT MAY NOT BE COPIED OR REPRODUCED WITHOUT THE WRITTEN CONSENT OF LTI. IF USED WHOLLY OR PARTIALLY TO FABRICATE OR PRODUCE EQUIPMENT OTHER THAN THAT FURNISHED BY LTI, LTI RESERVES THE RIGHT TO CHARGE 4% OF THE COST OF THE EQUIPMENT AS AN ENGINEERING AND DESIGN FEE

#2 - LTI, INC. IS NOT RESPONSIBLE FOR EQUIPMENT MEETING LOCAL CODES UNKNOWN TO LTI. IT IS THE RESPONSIBILITY OF THE FSEC TO NOTIFY LTI OF ANY LOCAL CODES THAT AFFECT CONSTRUCTION OR MATERIALS. FSEC IS REQUIRED TO REVIEW THIS DRAWING AND NOTIFY LTI OF ANY LOCAL CODES PRIOR TO FABRICATION OR WILL INCUR ADDITIONAL ASSOCIATED COSTS.

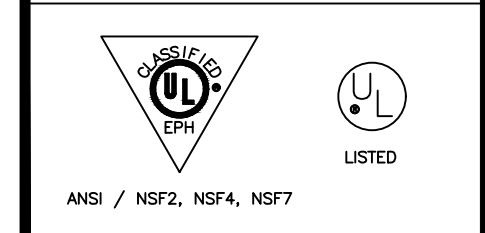
DEALER:	PROJECT: MARATHON MIDDLE SCHOOL	C.O. #1	1 CHANGES:
		C.O. #2	2 CHANGES:
		C.O. #3	3 CHANGES:



Changing how food is served.
 lowtempind.com

LTI
 1947 Bill Casey Parkway
 Jonesboro, GA 30236
 tel 770.478.8803
 fax 770.471.3715

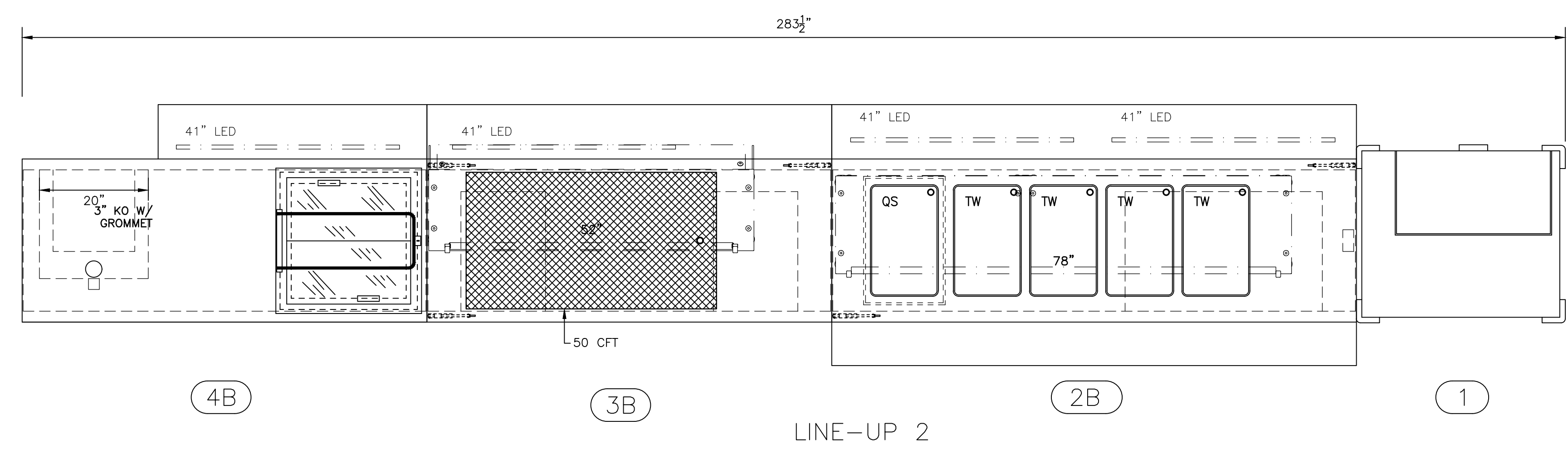
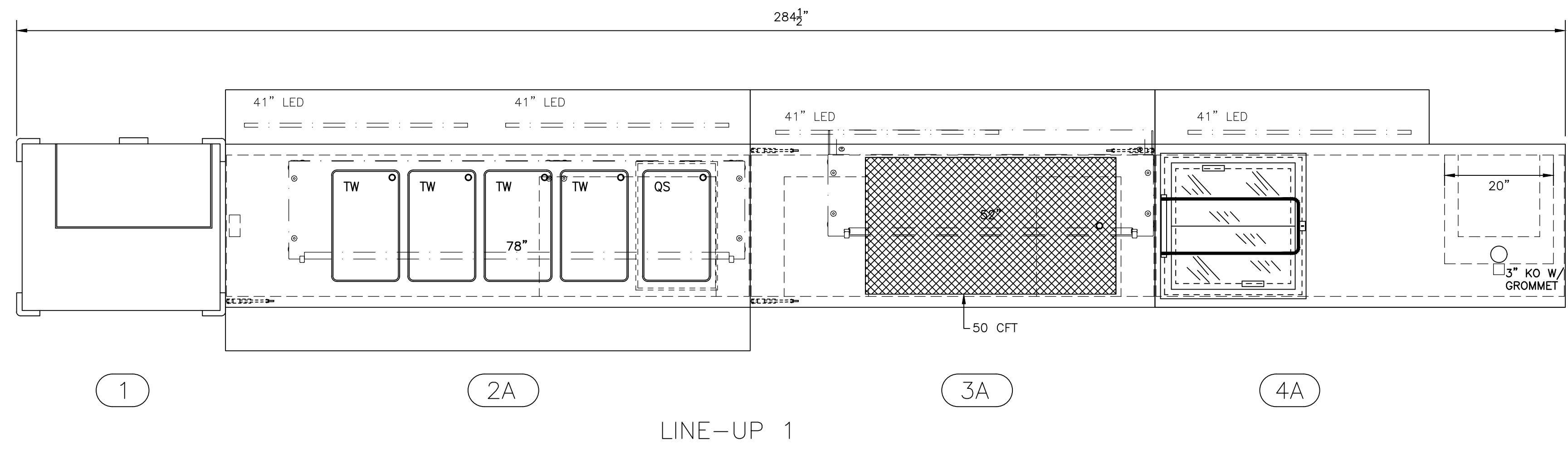
ORDER #
 DWG# OPT11314
 DATE: 3/3/21
 SHEET # K3 OF 3



DRAWN BY: NT
 REV1: 5/6/21
 REV2: 1/11/22
 REV3:
 REV4:
 SCALE 3/4" = 1'-0"
 QUOTE #

#1 - THIS DRAWING IS THE LEGAL PROPERTY OF LTI, INC. IT MAY NOT BE COPIED OR REPRODUCED WITHOUT THE WRITTEN CONSENT OF LTI. IF USED WHOLLY OR PARTIALLY TO FABRICATE OR PRODUCE EQUIPMENT OTHER THAN THAT FURNISHED BY LTI, LTI RESERVES THE RIGHT TO CHARGE 4% OF THE COST OF THE EQUIPMENT AS AN ENGINEERING AND DESIGN FEE.


#2 - LTI, INC. IS NOT RESPONSIBLE FOR EQUIPMENT MEETING LOCAL CODES UNKNOWN TO LTI. IT IS THE RESPONSIBILITY OF THE FSEC TO NOTIFY LTI OF ANY LOCAL CODES THAT AFFECT CONSTRUCTION OR MATERIALS. FSEC IS REQUIRED TO REVIEW THIS DRAWING AND NOTIFY LTI OF ANY LOCAL CODES PRIOR TO FABRICATION OR WILL INCUR ADDITIONAL ASSOCIATED COSTS.



DEALER:

PROJECT: POINCIANA ELEMENTARY SCHOOL

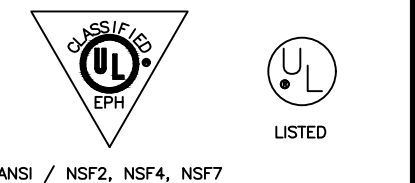
C.O. #1	1 CHANGES:
C.O. #2	2 CHANGES:
C.O. #3	3 CHANGES:



Changing
 how food is served.
 lowtempind.com

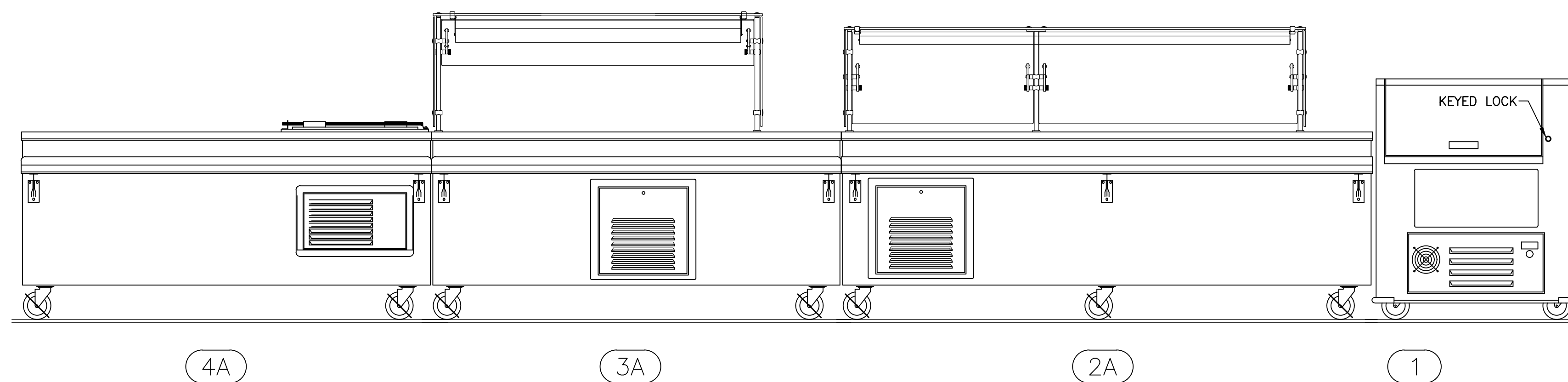
LTI
 1947 Bill Casey Parkway
 Jonesboro, GA 30236
 tel 770.478.8803
 fax 770.471.3715

ORDER #
 DWG# OPT11310
 DATE: 3/2/21
 SHEET # K1 OF 3

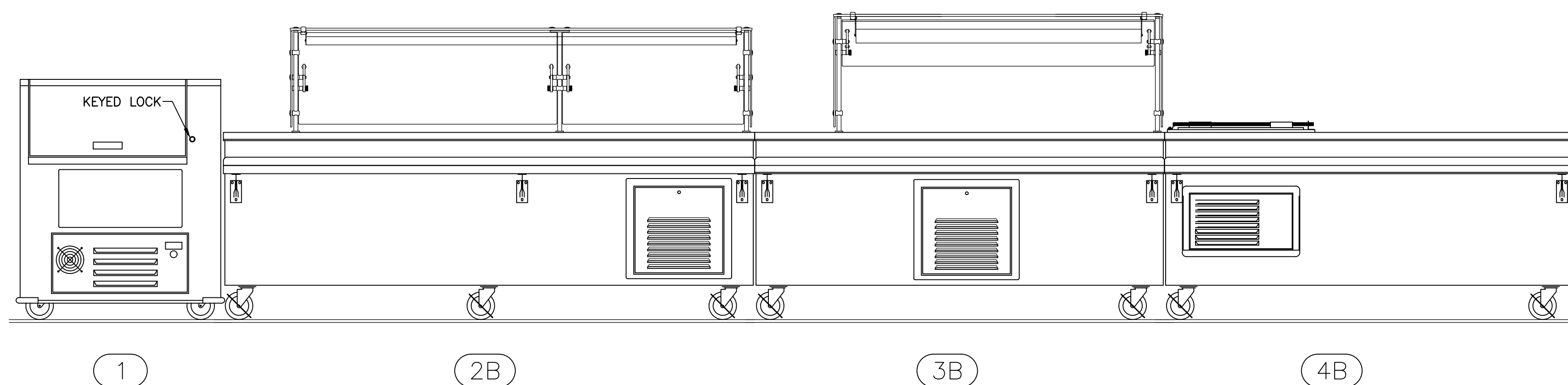


ANSI / NSF2, NSF4, NSF7

NOT FOR FABRICATION
PRELIMINARY
 NOT FOR APPROVAL



CUSTOMER SIDE FRONT ELEVATION LINE-UP 1



CUSTOMER SIDE FRONT ELEVATION LINE-UP 2

DRAWN BY: NT
 REV1: 5/6/21
 REV2: 1/11/22
 REV3:
 REV4:
 SCALE 3/4" = 1'-0"
 QUOTE #


#1 - THIS DRAWING IS THE LEGAL PROPERTY OF LTI, INC. IT MAY NOT BE COPIED OR REPRODUCED WITHOUT THE WRITTEN CONSENT OF LTI. IF USED WHOLLY OR PARTIALLY TO FABRICATE OR PRODUCE EQUIPMENT OTHER THAN THAT FURNISHED BY LTI, LTI RESERVES THE RIGHT TO CHARGE 4% OF THE COST OF THE EQUIPMENT AS AN ENGINEERING AND DESIGN FEE.

#2 - LTI, INC. IS NOT RESPONSIBLE FOR EQUIPMENT MEETING LOCAL CODES UNKNOWN TO LTI. IT IS THE RESPONSIBILITY OF THE FSEC TO NOTIFY LTI OF ANY LOCAL CODES THAT AFFECT CONSTRUCTION OR MATERIALS. FSEC IS REQUIRED TO REVIEW THIS DRAWING AND NOTIFY LTI OF ANY LOCAL CODES PRIOR TO FABRICATION OR WILL INCUR ADDITIONAL ASSOCIATED COSTS.

DEALER:

PROJECT: POINCIANA ELEMENTARY SCHOOL

C.O. #1	1 CHANGES:
C.O. #2	2 CHANGES:
C.O. #3	3 CHANGES:




Changing
how food is served.

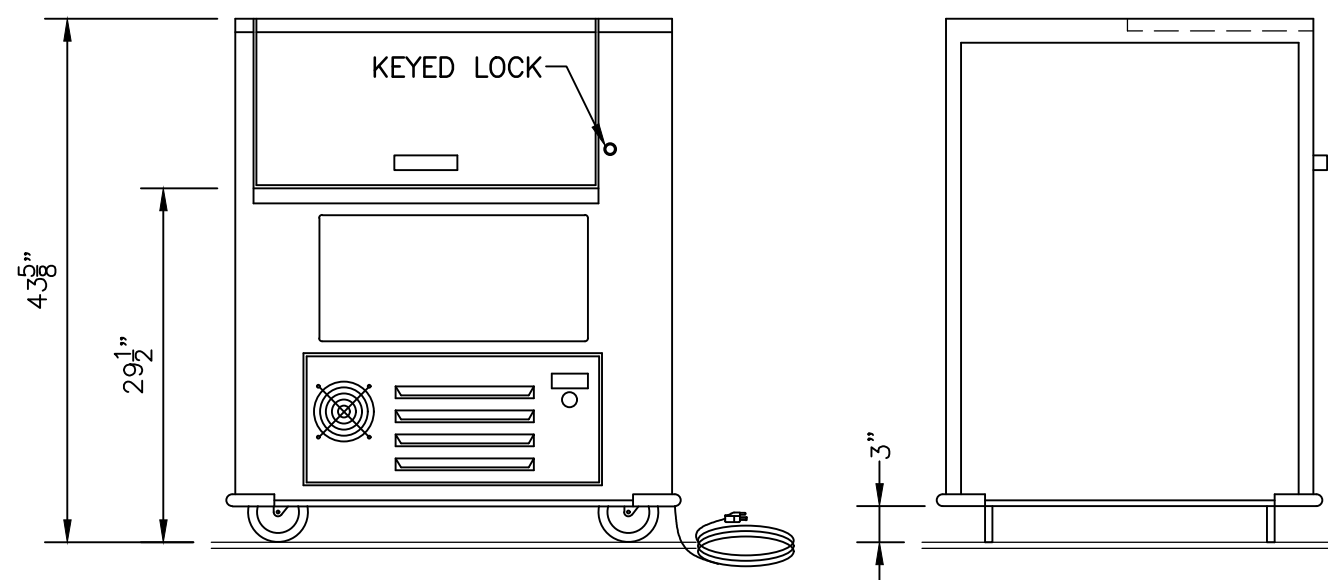
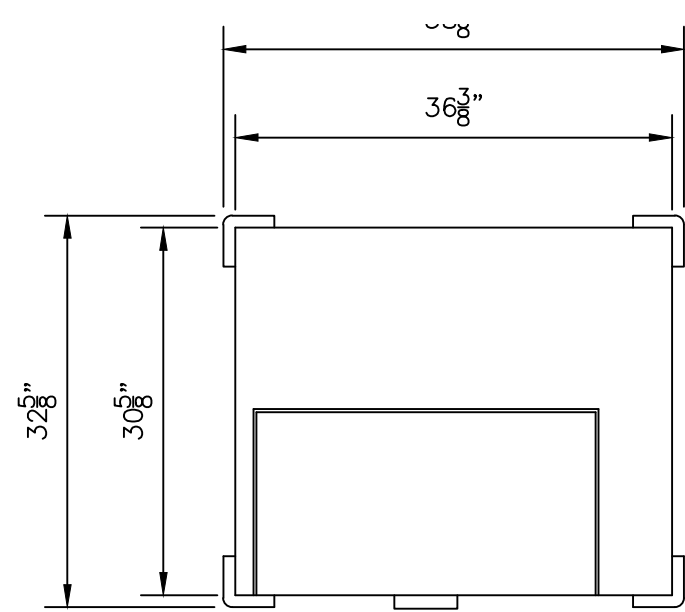
lowtempind.com

LTI
 1947 Bill Casey Parkway
 Jonesboro, GA 30236
 tel 770.478.8803
 fax 770.471.3715

ORDER #
 DWG# OPT11310
 DATE: 3/2/21
 SHEET # K2 OF 3



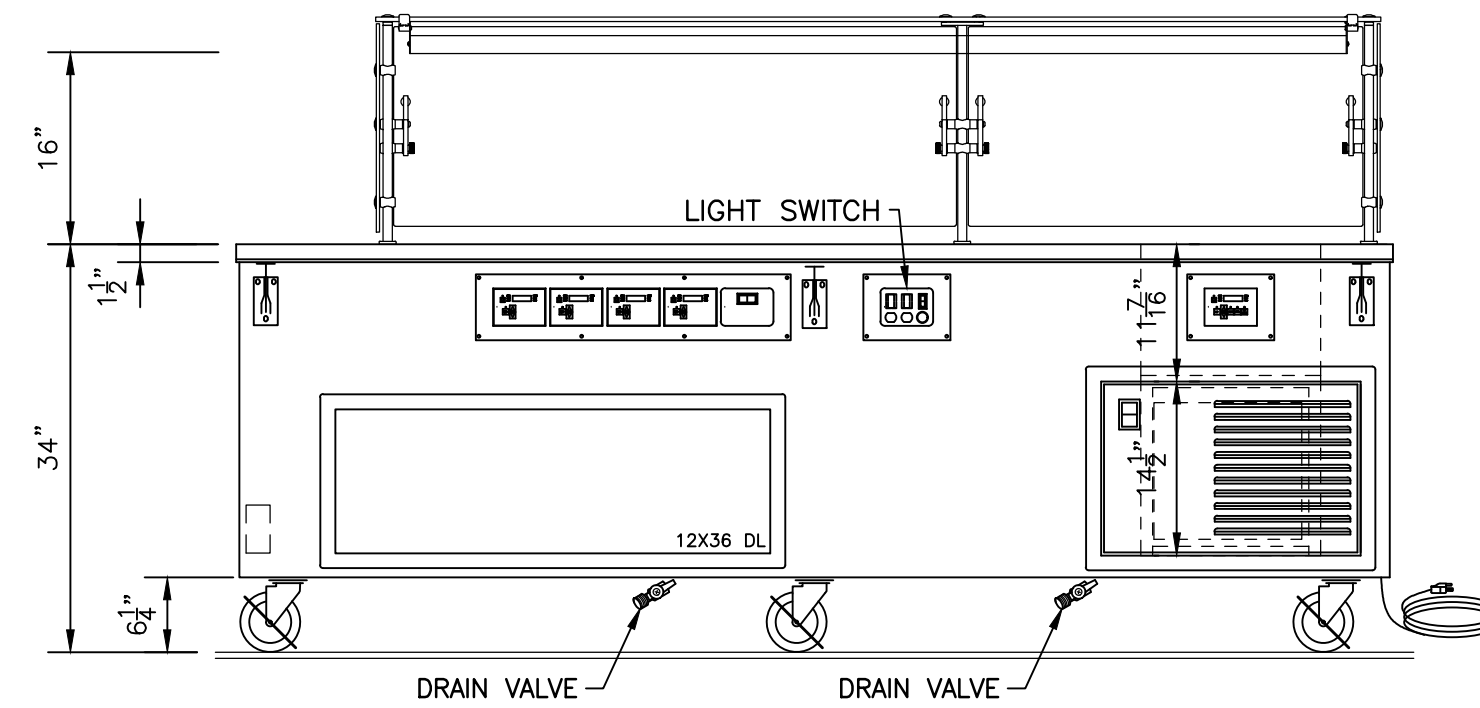
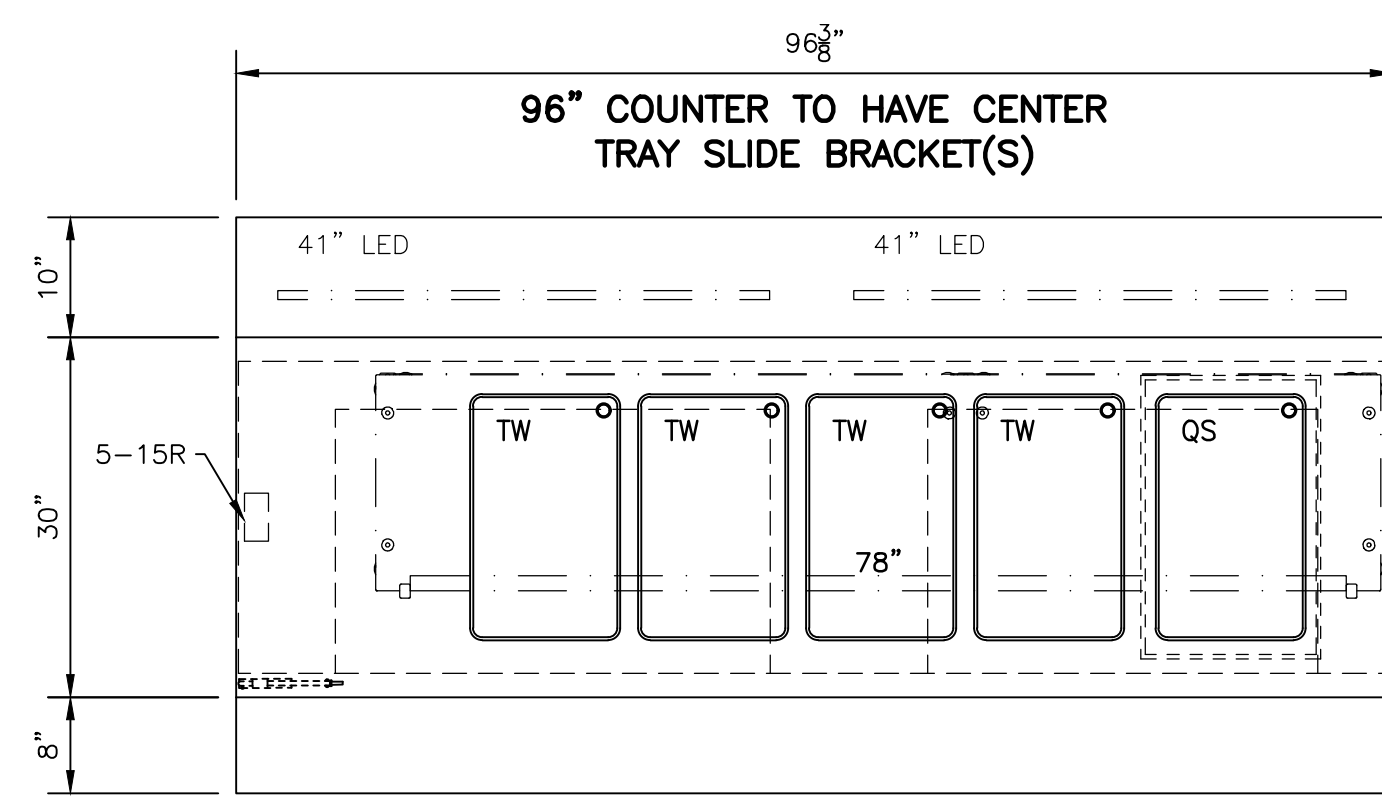
ANSI / NSF2, NSF4, NSF7



ITEM #1 - CPM-BFD-8
TWO (2) REQ'D

END ELEVATION
ITEM #2

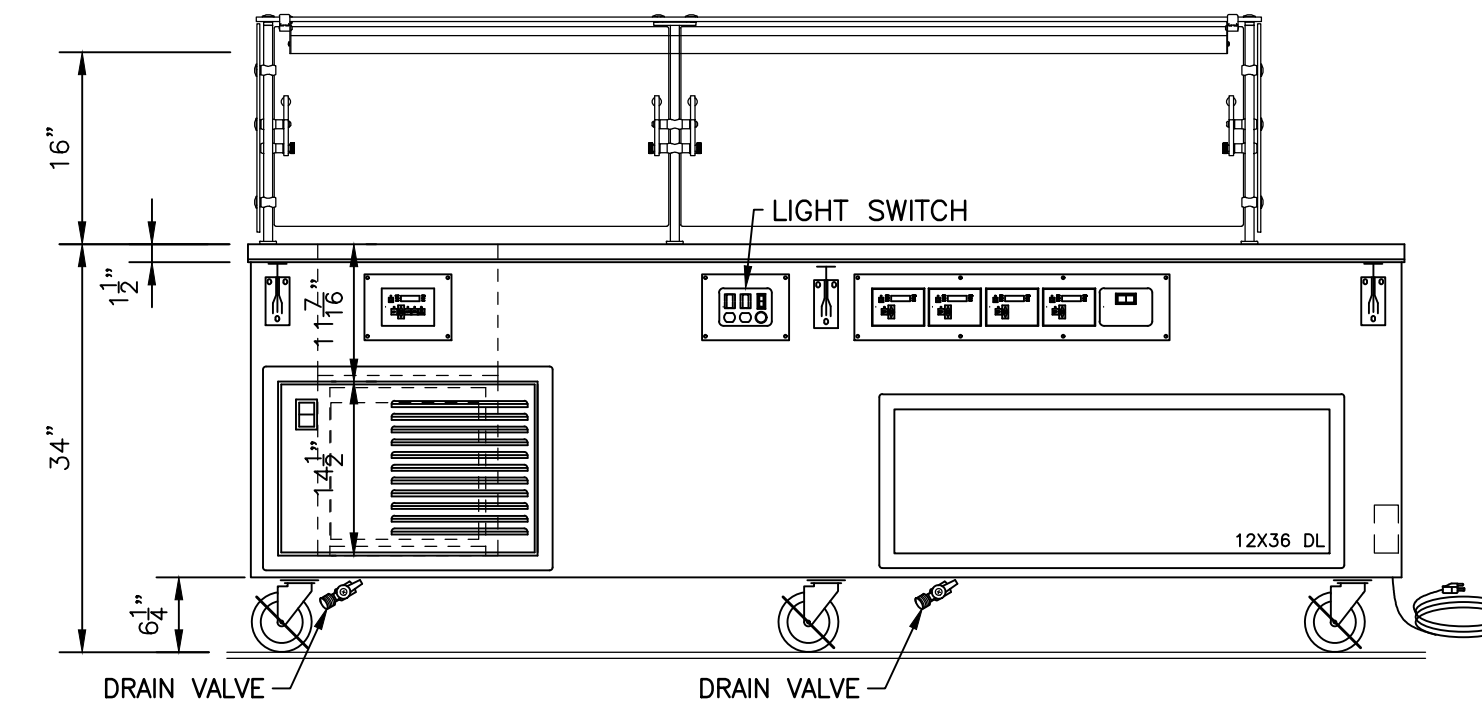
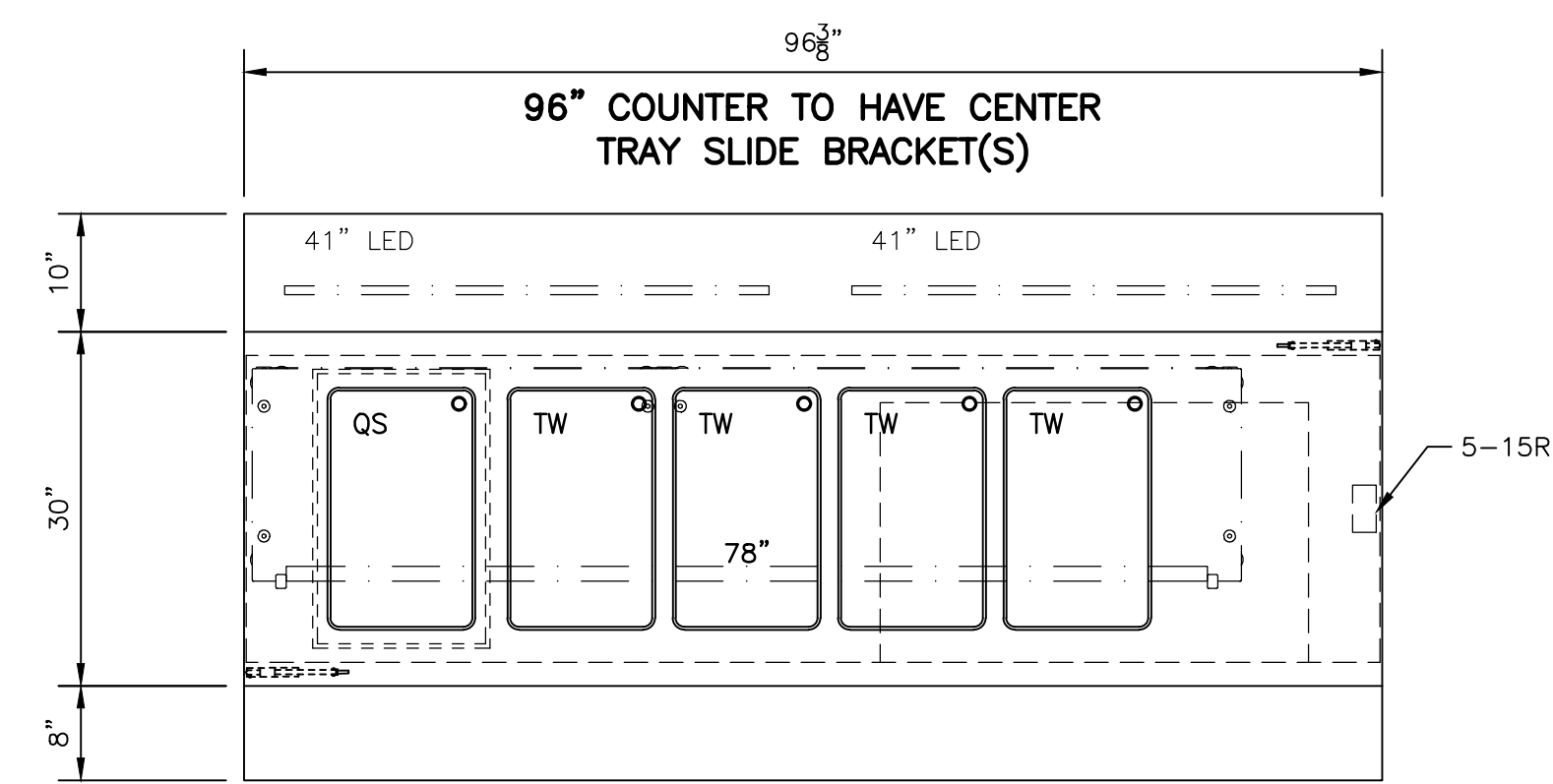
ELECT - 120V / 1PH / 9.7 AMPS
PLUG - (5-15P)
1/3 HP - REFRIGERANT R-134A
COLOR - VERIFY



ITEM #2A - 96-LP-EFS6-TW
ONE (1) REQ'D

AA B CCP D RR Z

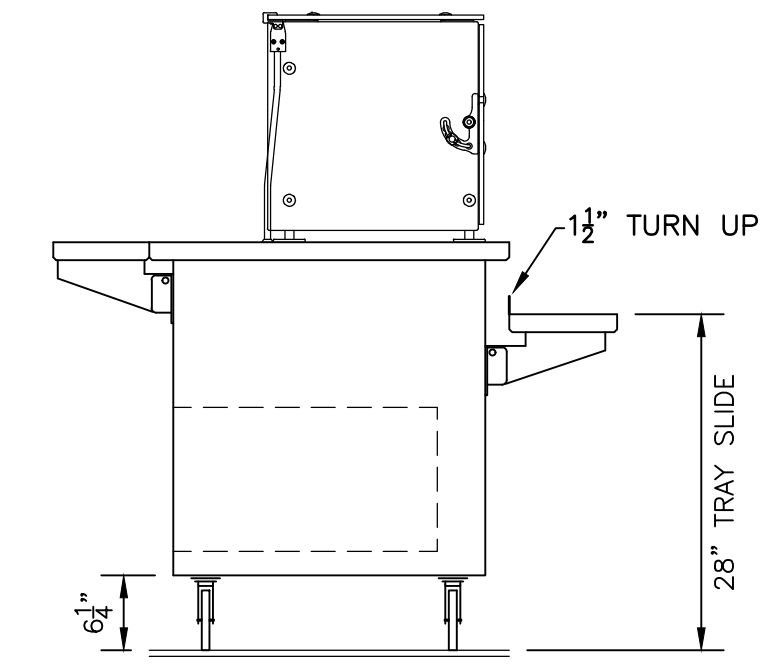
ELECT - 120/208V / 1PH / 22.1A
PLUG - (14-30P)
COLOR - VERIFY



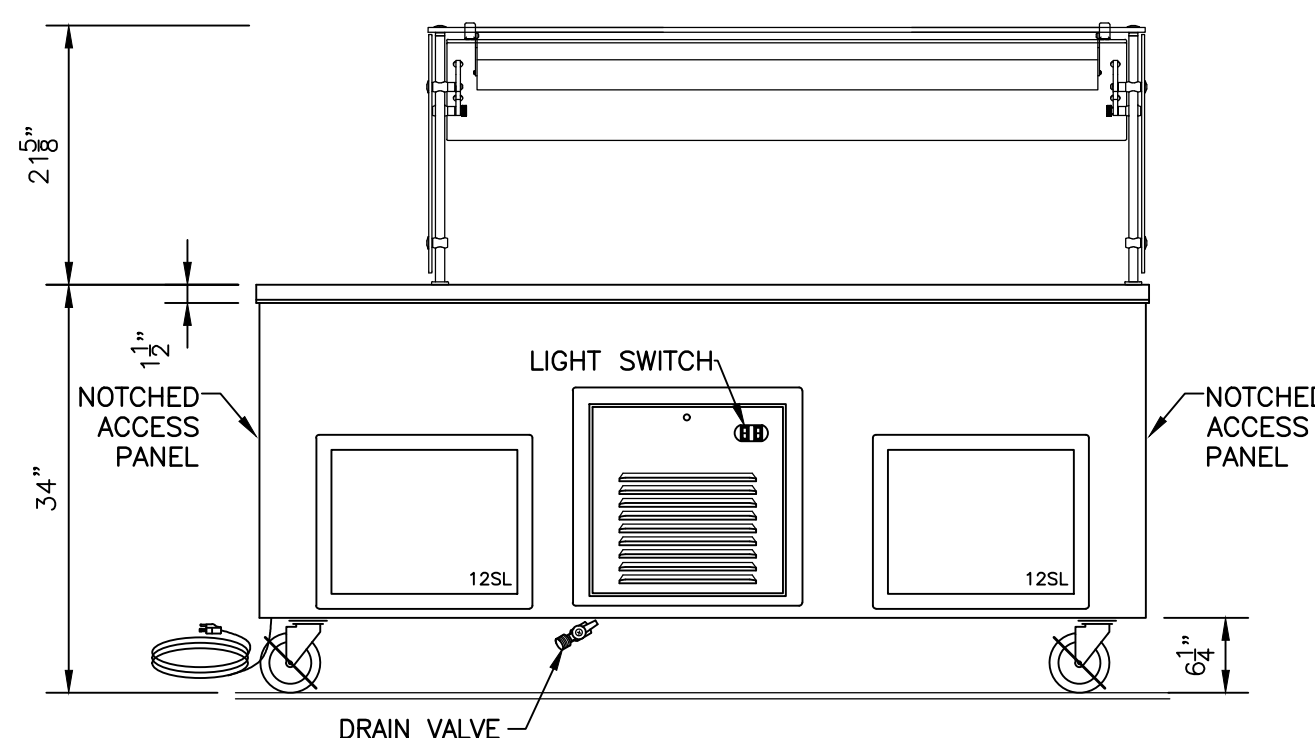
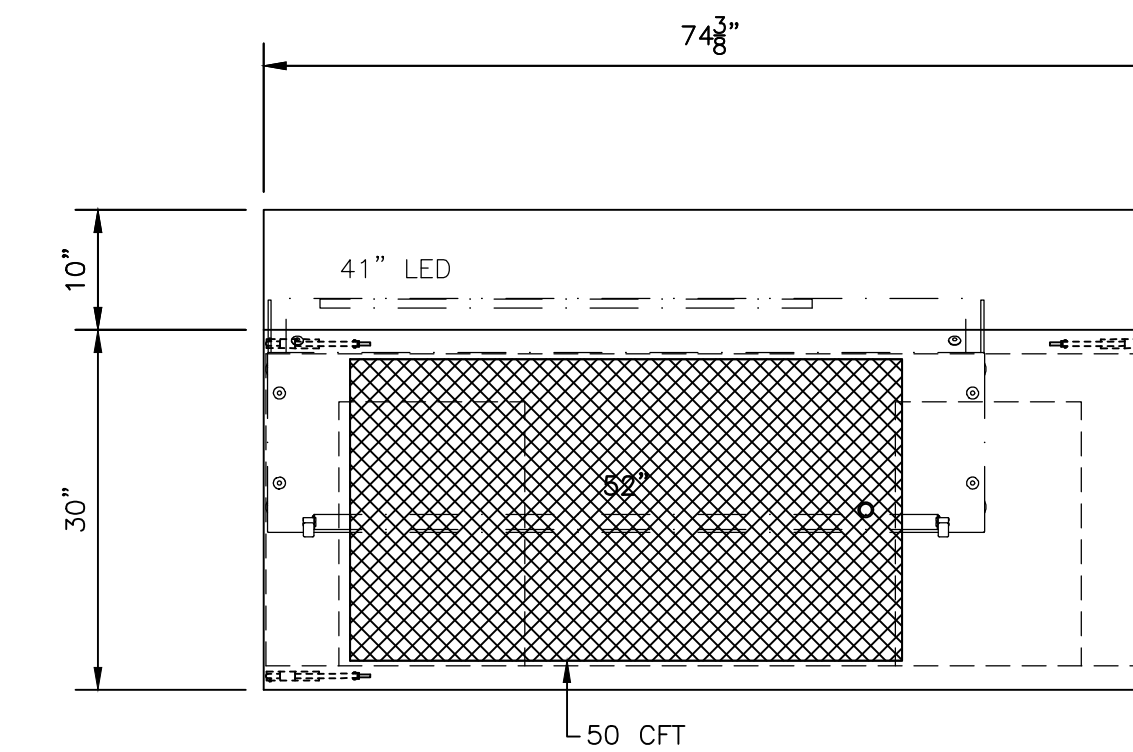
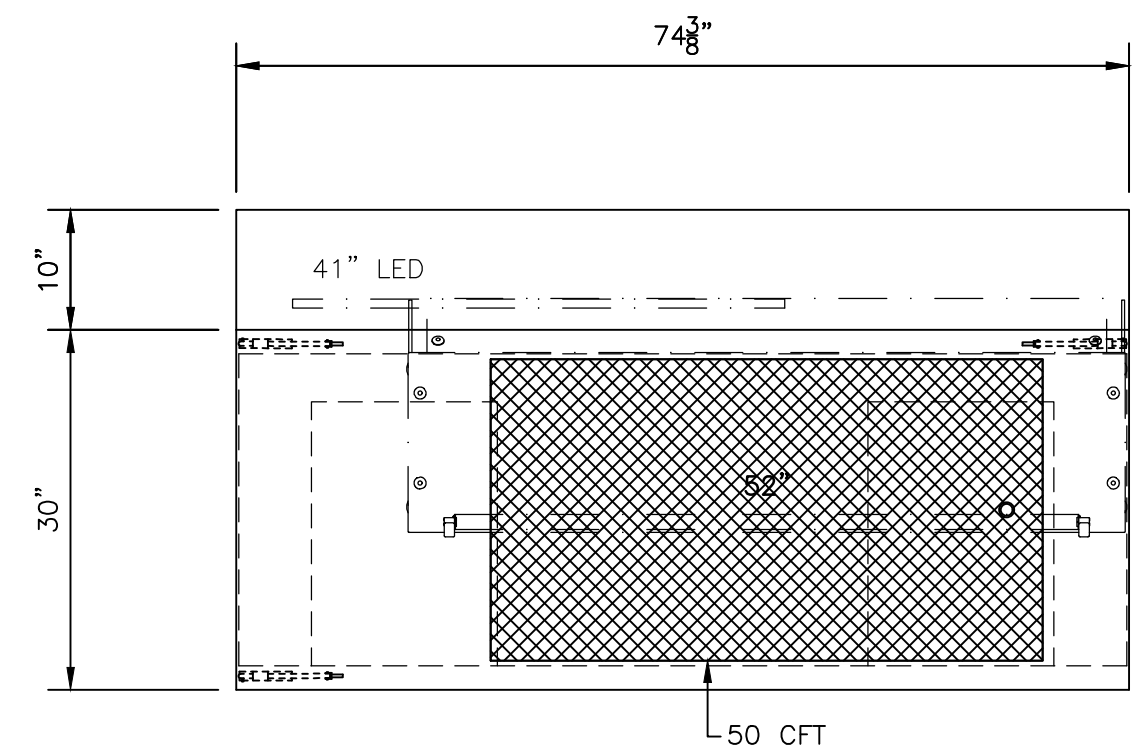
ITEM #2B - 96-LP-EFS6-TW
ONE (1) REQ'D

AA B CCP D RR Z

ELECT - 208V / 1PH / 18.6A
PLUG - (6-30P)
COLOR - VERIFY



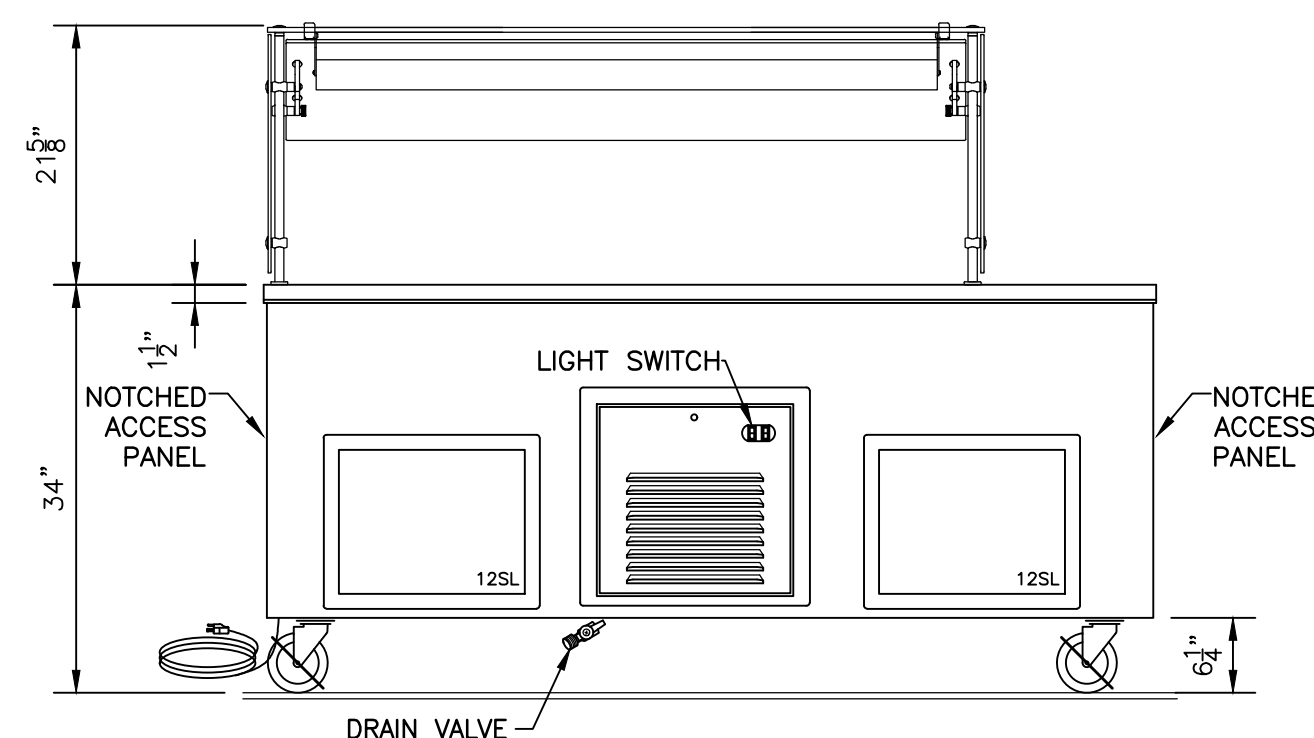
END ELEVATION
ITEM #2



ITEM #4A - 74-CFT-MOD
ONE (1) REQ'D

AA B CSB RR

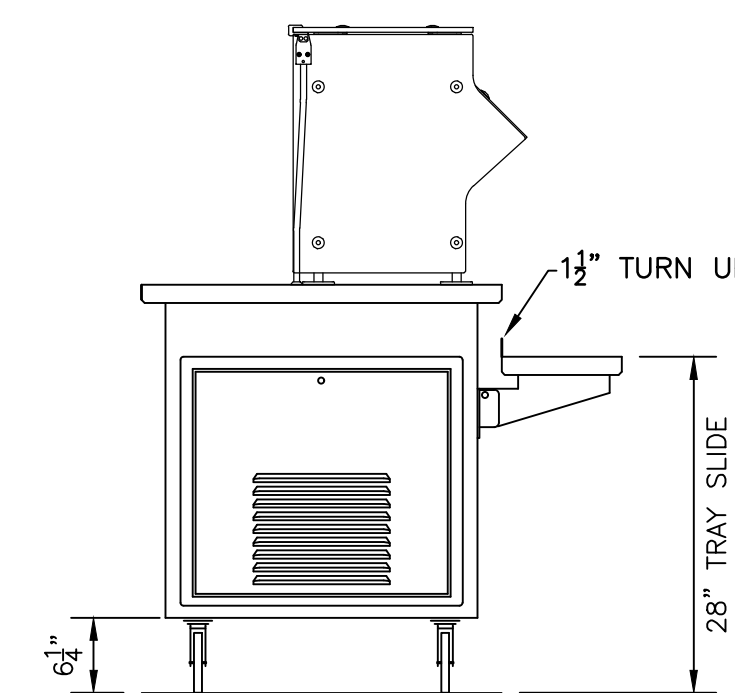
ELECT - 120V / 1PH / 7.0A
PLUG - (5-15P)
1/3 H.P. - REFRIGERANT R507
ALL STAINLESS



ITEM #4B - 74-CFT-MOD
ONE (1) REQ'D

AA B CSB RR

ELECT - 120V / 1PH / 7.0A
PLUG - (5-15P)
1/3 H.P. - REFRIGERANT R507
ALL STAINLESS



END ELEVATION
ITEM #4A & 4B

NOT FOR FABRICATION
PRELIMINARY
NOT FOR APPROVAL

DRAWN BY: NT
REV1: 5/6/21
REV2: 1/11/22
REV3:
REV4:
SCALE 3/4" = 1'-0"
QUOTE #


#1 - THIS DRAWING IS THE LEGAL PROPERTY OF LTI, INC. IT MAY NOT BE COPIED OR REPRODUCED WITHOUT THE WRITTEN CONSENT OF LTI. IF USED WHOLLY OR PARTIALLY TO FABRICATE OR PRODUCE EQUIPMENT OTHER THAN THAT FURNISHED BY LTI, LTI RESERVES THE RIGHT TO CHARGE 4% OF THE COST OF THE EQUIPMENT AS AN ENGINEERING AND DESIGN FEE.

#2 - LTI, INC. IS NOT RESPONSIBLE FOR EQUIPMENT MEETING LOCAL CODES UNKNOWN TO LTI. IT IS THE RESPONSIBILITY OF THE FSEC TO NOTIFY LTI OF ANY LOCAL CODES THAT AFFECT CONSTRUCTION OR MATERIALS. FSEC IS REQUIRED TO REVIEW THIS DRAWING AND NOTIFY LTI OF ANY LOCAL CODES PRIOR TO FABRICATION OR WILL INCUR ADDITIONAL ASSOCIATED COSTS.

DEALER:

PROJECT: POINCIANA ELEMENTARY SCHOOL

C.O. #1	1 CHANGES:
C.O. #2	2 CHANGES:
C.O. #3	3 CHANGES:




Changing how food is served.

lowtempind.com

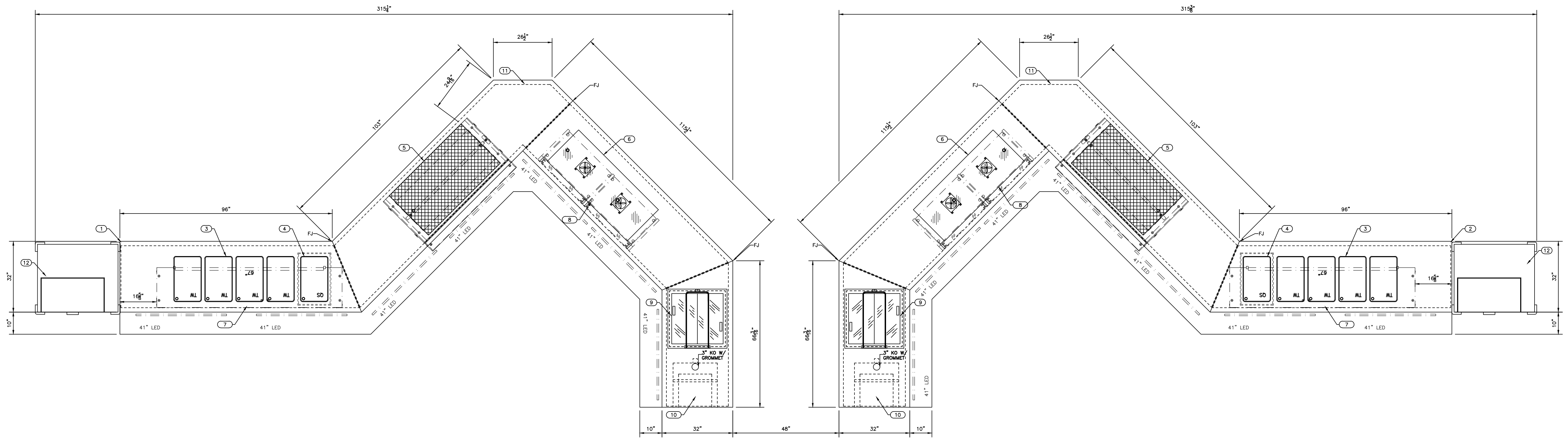
LTI
1947 Bill Casey Parkway
Jonesboro, GA 30236
tel 770.478.8803
fax 770.471.3715

ORDER #
DWG# OPT11310
DATE: 3/2/21
SHEET # K3 OF 3



ANSI / NSF2, NSF4, NSF7

DRAWN BY: NT
 REV1: 5/6/21
 REV2: 1/13/22
 REV3:
 REV4:
 SCALE 3/4" = 1'-0"
 QUOTE #



EQUIPMENT SCHEDULE					
ITEM	QTY.	EQUIPMENT DESCRIPTION	MANUFACTURER	MODEL	NOTES
1	1	CUSTOM COUNTER	LTI	SL3432-H/C	
2	1	CUSTOM COUNTER	LTI	SL3432-H/C	
3	2	HOT FOOD WELL	LTI	TWS-4	
4	2	QUICK SWITCH WELL	LTI	CHP-QS-1	
5	2	TWO TIER FROST TOP	LTI	LTVGCP9-FT	WITH LIGHTS
6	2	COLD FOOD PAN	LTI	CFMA	
7	2	FOOD PROTECTOR	LTI	CCP	WITH LIGHTS
8	2	FOOD PROTECTOR	LTI	CSB	WITH LIGHTS
9	2	ICE CREAM	LTI	DI-2222	
10	2	CASHIER STATION	LTI	CSE	
11	2	LOAD CENTER	LTI		
12	2	MILK COOLER	LTI	CPM-BFD-8	

SELECTLINE CONSTRUCTION

TOP - 14 GA. S/S - FRONT TURNED DOWN 2" ON 90° AND BACK 1/2" ON 90° TIGHT TO BODY - REAR TURNED DOWN 1 1/2" ON 90° AND BACK 1/2" ON 45° - ENDS TURNED DOWN TIGHT

CUTTING BOARD - 14 GA. S/S W/ EDGES TURNED DOWN, WELDED & POLISHED. MOUNT ON S/S FOLD-DOWN BRACKETS.

FRAME - 1 1/2" X 1 1/2" X 1/2" GALV. ANGLE FRAME - ALL WELDED CONSTRUCTION - FURN W/ GALV. CHANNELS LOCATED AS REQ'D TO ACCOMMODATE LEGS.

BODY - FRONT FACED W/ 3/4" PLYWOOD PANELS COVERED W/ STANDARD GRADE LAMINATE PLASTIC - VERIFY MFG. COLOR & DESIGN - 18GA. S/S FRONT, REAR, ENDS & PARTITIONS. FURNISH ALUMINUM MOP GUARD

SHELVES - 18 GA. S/S - SECTIONAL & REMOVABLE.

LEGS - 6" HIGH S/S COUNTER TYPE W/ ADJ. S/S BULLET FEET.

TOE KICKS - 18 GA. S/S - MADE REMOVABLE.

THERMALWELL HOT FOOD UNITS - 12" x 20" DIE-STAMPED OPN'GS FOR DRY-MOIST ELECTRIC HEAT - U.L. RECOGNIZED WELLS W/ (563 WATT @208)(751 WATTS @120/240V) HEAT SOURCE & INDIVIDUAL SOLID STATE DIGITAL CONTROLS, PRE-WIRED TO CIRCUIT BREAKER - EACH HOT FOOD WELL TO BE PRE-PLUMBED THRU A COMMON MANIFOLD TO A 1/2" TURN DRAIN VALVE BELOW THE BODY.

TEMPSTAIR COLD PAN - 9" DEEP 18 GA. S/S PAN W/ REFRIGERATION COILS BONDED TO UNDERSIDE IN MASTIC - FULLY INSULATED W/ URETHANE FOAM - FT W/ AXIAL FANS AS SHOWN - FURN W/ 1" OPEN DRAIN EXTENDED TO SHUT-OFF VALVE BELOW.

FROST TOP - 14 GA. S/S RECESSED TOP, WELDED WATER TIGHT W/ REFRIGERATION COILS BONDED TO UNDERSIDE IN MASTIC & FULLY INSULATED - PROVIDE W/ BAR MAT - FURN W/ 1" OPEN DRAIN EXTENDED TO SHUT-OFF VALVE BELOW.

CONDENSING UNIT - AIR-COOLED, HERMETICALLY SEALED - FACTORY TESTED & FULLY CONNECTED AS REQ'D - MADE READY TO PLUG IN - MOUNTED ON 18 GA. GALV. CHANNEL BASE - 18 GA. S/S REMOVABLE LOUVERED ACCESS PANELS - UNITS SIZED AS REQ'D.

QuickSwitch - 18 GA. S/S DIE-STAMPED PAN W/ 3/4" DIA. OPEN DRAIN & FULLY INSULATED. REFRIGERATION COILS BONDED TO UNDERSIDE IN MASTIC - REFRIGERATION SYSTEM TO BE A HERMETICALLY SEALED COMPRESSOR OPERATING ON R-507 (HFC) REFRIGERANT DRY-MOIST ELECTRIC HEAT W/ (500 WATT @208)(661 WATTS @120/240V) HEAT SOURCE & INDIVIDUAL SOLID STATE DIGITAL CONTROLS - ALL SWITCHES AND CONTROLS ARE FULLY ACCESSIBLE.

CASHIER RECESS - 18 GA. S/S LINER W/ 1" O.D. 16 GA. S/S TUBULAR FOOT REST & 15" X 15" X 3" DEEP CASH DRAWER W/ POWDER COATED STEEL LINER MOUNTED ON ROLLER SLIDES - FURN W/ LOCK & KEY

TRAY SLIDE - 14 GA. S/S W/ 1/2" INVERTED "V" RIDGES AS SHOWN - MOUNTED ON FIXED S/S BRACKETS.

LOAD CENTER - SQUARE D #00 W/ ALL CIRCUITS WIRED IN CONDUIT TO PROPER SIZE CIRCUIT BREAKER.

DROP-IN ICE CREAM - TOP PERIMETER FRAME TO BE CONSTRUCTED OF 14 GA. STAINLESS STEEL, WELDED, GROUND AND POLISHED, WITH A THERMAL BREAK PROVIDED BETWEEN THE TOP AND REFRIGERATED INTERIOR. INTERIOR PAN TO BE 18 GA. STAINLESS STEEL FULLY WELDED, GROUND AND POLISHED. TO BE FULLY INSULATED WITH 1-1/2" TO 2" URETHANE INSULATION. THE EXTERIOR JACKET TO BE CONSTRUCTED OF 18 GA. GALVANIZED STEEL. BASKETS TO BE 10 X 20 X 6" DEEP WITH SANITARY WHITE PLASTIC COATING.

REFRIGERATION SYSTEM TO BE A HERMETICALLY SEALED COMPRESSOR OPERATING ON R-507(HFC) REFRIGERANT, AND WILL INCLUDE A COLD WALL PARTITION BETWEEN BASKETS. THERMOSTAT CONTROLLED. ALL SWITCHES AND CONTROLS TO BE FULLY ACCESSIBLE. PROVIDE WITH 6' CORD AND PLUG.

UNIT TO BE UL LISTED AND BEAR THE UL AND UL SANITATION SEAL

LID TO BE HINGED PLEXIGLASS

FURNISH WITH LID LOCKING ASSEMBLY

FURNISH WITH EXTRA SET OF BASKETS



#1 - THIS DRAWING IS THE LEGAL PROPERTY OF LTI, INC. IT MAY NOT BE COPIED OR REPRODUCED WITHOUT THE WRITTEN CONSENT OF LTI. IF USED WHOLLY OR PARTIALLY TO FABRICATE OR PRODUCE EQUIPMENT OTHER THAN THAT FURNISHED BY LTI, LTI RESERVES THE RIGHT TO CHARGE 4% OF THE COST OF THE EQUIPMENT AS AN ENGINEERING AND DESIGN FEE

#2 - LTI, INC. IS NOT RESPONSIBLE FOR EQUIPMENT MEETING LOCAL CODES UNKNOWN TO LTI. IT IS THE RESPONSIBILITY OF THE FSEC TO NOTIFY LTI OF ANY LOCAL CODES THAT AFFECT CONSTRUCTION OR MATERIALS. FSEC IS REQUIRED TO REVIEW THIS DRAWING AND NOTIFY LTI OF ANY LOCAL CODES PRIOR TO FABRICATION OR WILL INCUR ADDITIONAL ASSOCIATED COSTS.

DEALER:

PROJECT: SUGARLOAF ES, MONROE COUNTY, FL.

C.O. #1 1 CHANGES:
 C.O. #2 2 CHANGES:
 C.O. #3 3 CHANGES:

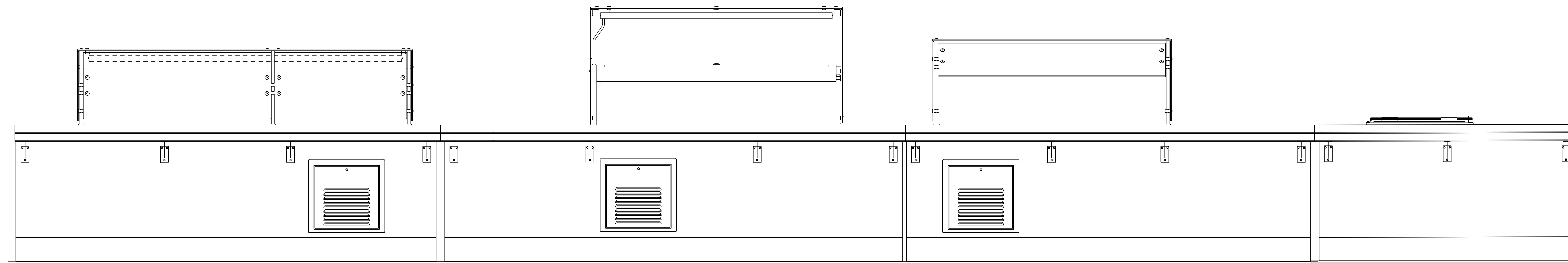
Changing how food is served.

lowtempind.com

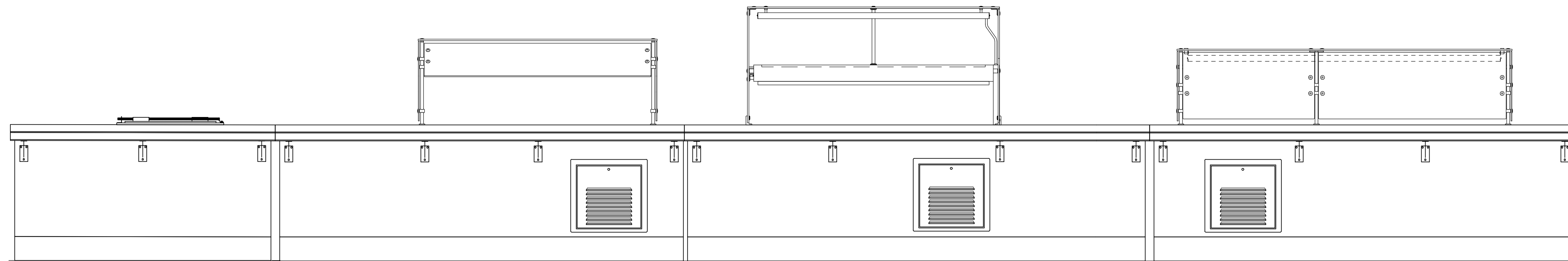
LTI
 1947 Bill Casey Parkway
 Jonesboro, GA 30236
 tel 770.478.8803
 fax 770.471.3715

ORDER #
 DWG# OPT11312
 DATE: 3/3/21
 SHEET # K1 OF 5

ANSI / NSF2, NSF4, NSF7



CUSTOMER SIDE ELEVATION
LEFT SERVING LINE



CUSTOMER SIDE ELEVATION
RIGHT SERVING LINE

DRAWN BY: NT

REV1: 5/6/21

REV2: 1/13/22

REV3:

REV4:

SCALE 3/4" = 1'-0"

QUOTE #


#1 - THIS DRAWING IS THE LEGAL PROPERTY OF LTI, INC. IT MAY NOT BE COPIED OR REPRODUCED WITHOUT THE WRITTEN CONSENT OF LTI. IF USED WHOLLY OR PARTIALLY TO FABRICATE OR PRODUCE EQUIPMENT OTHER THAN THAT FURNISHED BY LTI, LTI RESERVES THE RIGHT TO CHARGE 4% OF THE COST OF THE EQUIPMENT AS AN ENGINEERING AND DESIGN FEE.

#2 - LTI, INC. IS NOT RESPONSIBLE FOR EQUIPMENT MEETING LOCAL CODES UNKNOWN TO LTI. IT IS THE RESPONSIBILITY OF THE FSEC TO NOTIFY LTI OF ANY LOCAL CODES THAT AFFECT CONSTRUCTION OR MATERIALS. FSEC IS REQUIRED TO REVIEW THIS DRAWING AND NOTIFY LTI OF ANY LOCAL CODES PRIOR TO FABRICATION OR WILL INCUR ADDITIONAL ASSOCIATED COSTS.

DEALER:

PROJECT:
SUGARLOAF ES
MONROE COUNTY, FL.

C.O. #1	1 CHANGES
C.O. #2	2 CHANGES
C.O. #3	3 CHANGES



Changing
how food is served.

lowtempind.com

LTI
1947 Bill Casey Parkway
Jonesboro, GA 30236
tel 770.478.8803
fax 770.471.3715

ORDER #

DWG# OPT11312

DATE: 3/3/21

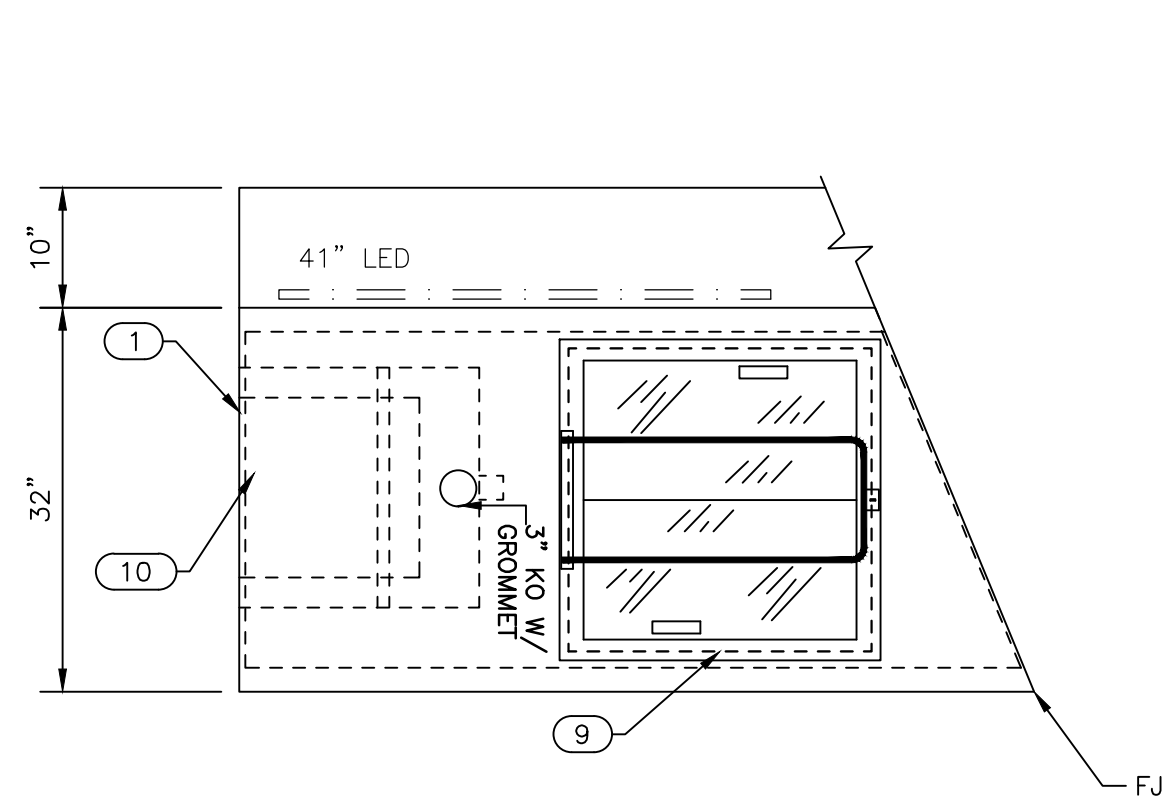
SHEET # K2 OF 5



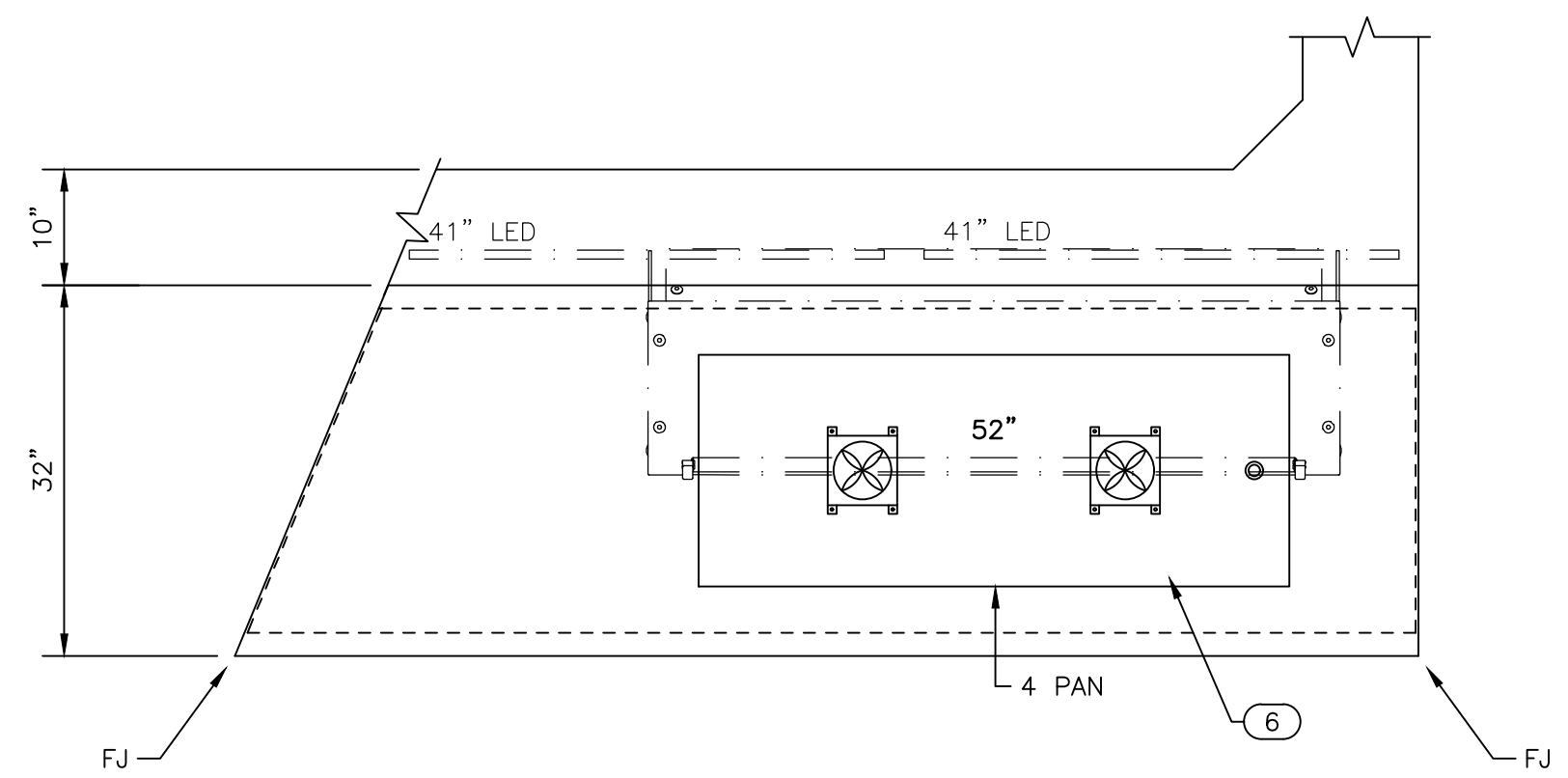
ANSI / NSF2, NSF4, NSF7

DRAWN BY: NT
 REV1: 5/6/21
 REV2: 1/13/22
 REV3:
 REV4:
 SCALE 3/4" = 1'-0"
 QUOTE #

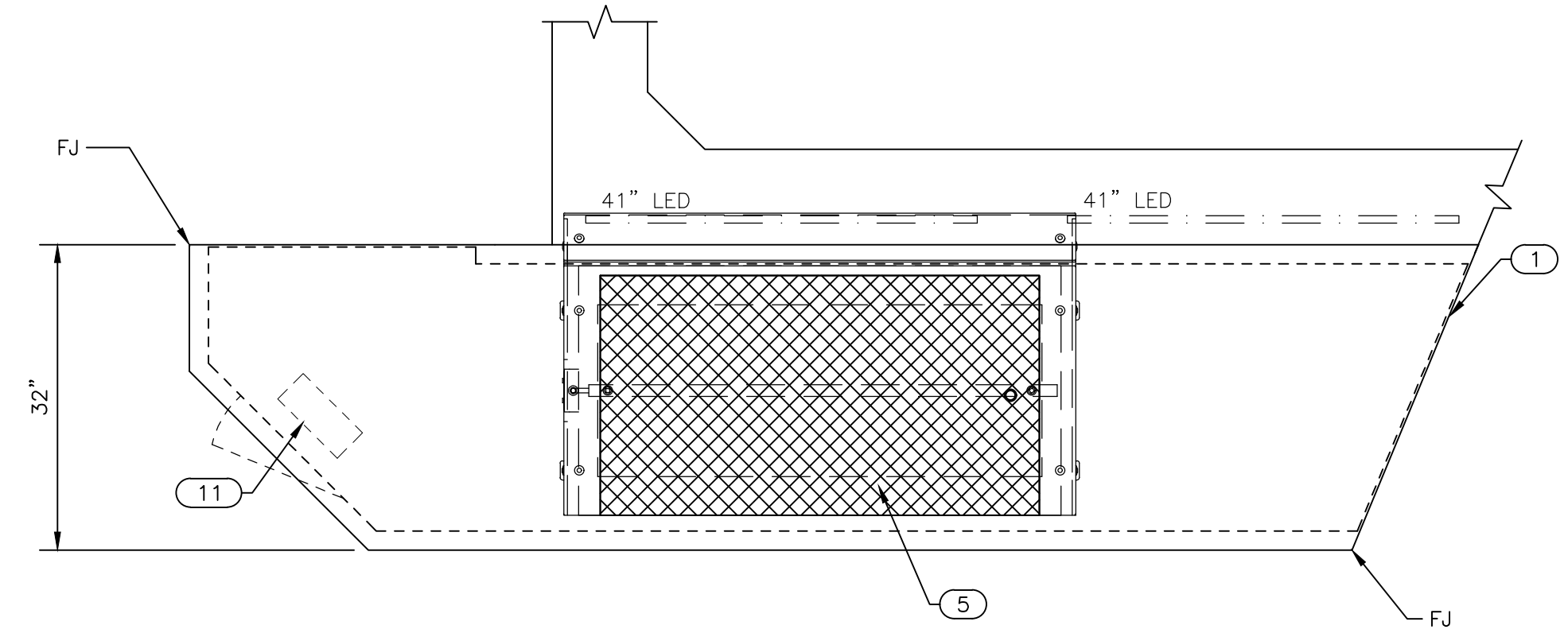
#1 - THIS DRAWING IS THE LEGAL PROPERTY OF LTI, INC. IT MAY NOT BE COPIED OR REPRODUCED WITHOUT THE WRITTEN CONSENT OF LTI. IF USED WHOLLY OR PARTIALLY TO FABRICATE OR PRODUCE EQUIPMENT OTHER THAN THAT FURNISHED BY LTI, LTI RESERVES THE RIGHT TO CHARGE 4% OF THE COST OF THE EQUIPMENT AS AN ENGINEERING AND DESIGN FEE.
 #2 - LTI, INC. IS NOT RESPONSIBLE FOR EQUIPMENT MEETING LOCAL CODES UNKNOWN TO LTI. IT IS THE RESPONSIBILITY OF THE FSEC TO NOTIFY LTI OF ANY LOCAL CODES THAT AFFECT CONSTRUCTION OR MATERIALS. FSEC IS REQUIRED TO REVIEW THIS DRAWING AND NOTIFY LTI OF ANY LOCAL CODES PRIOR TO FABRICATION OR WILL INCUR ADDITIONAL ASSOCIATED COSTS.



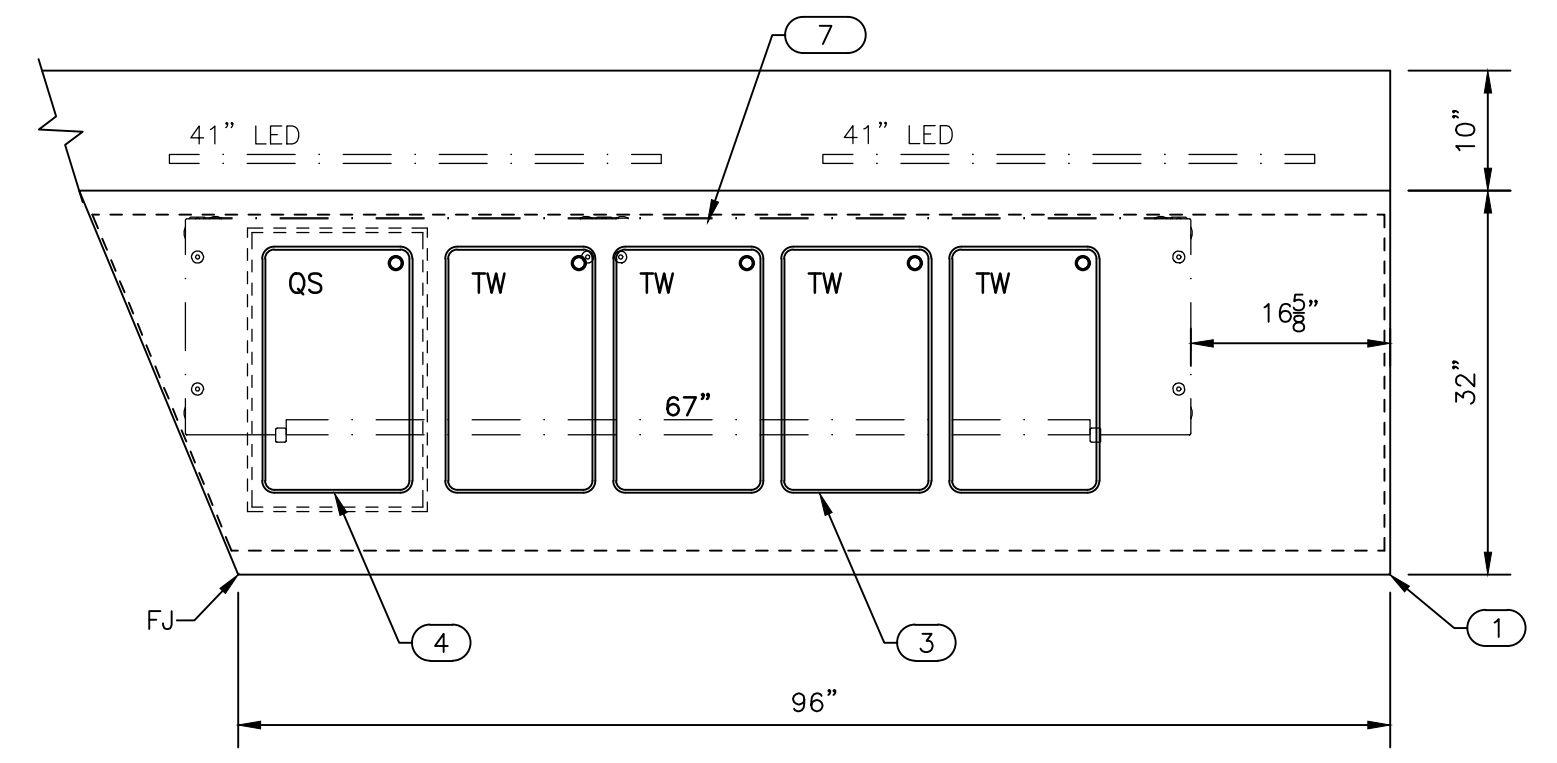
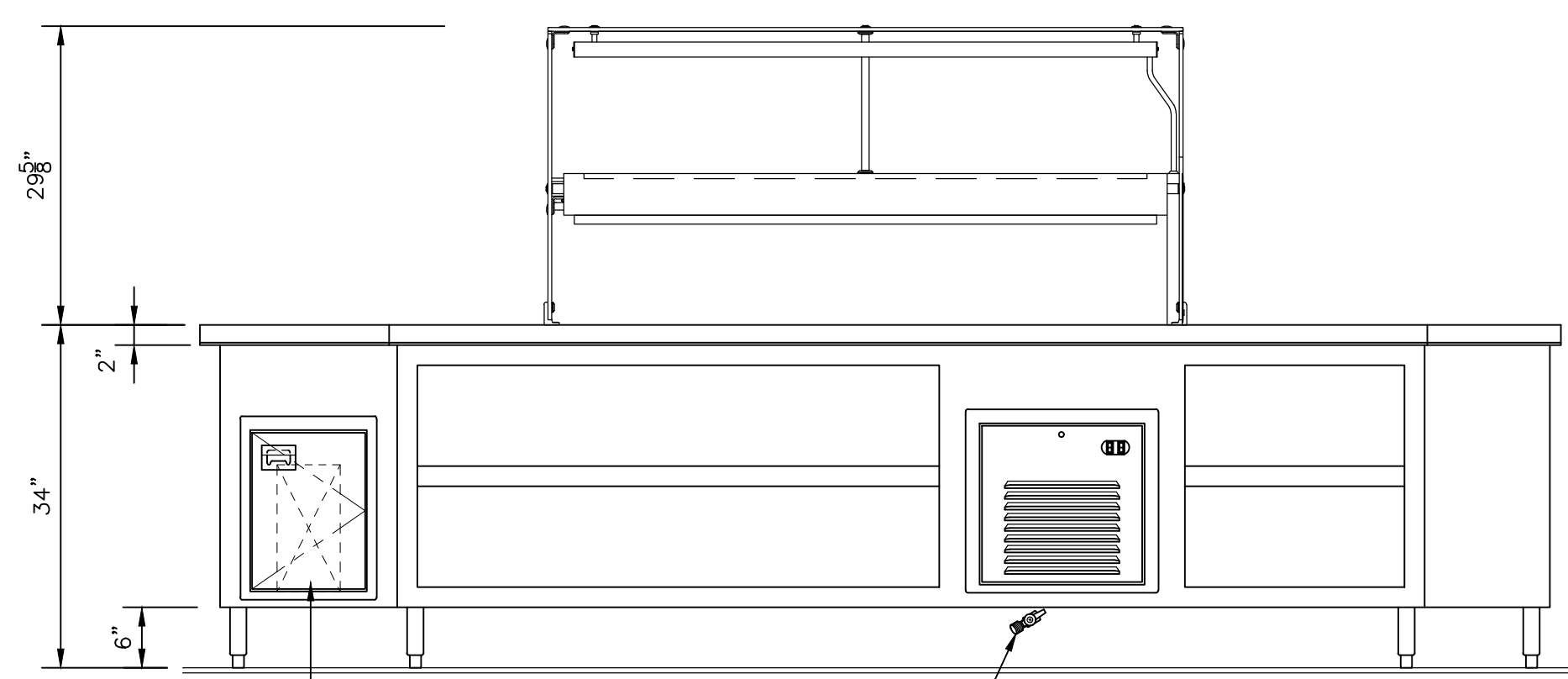
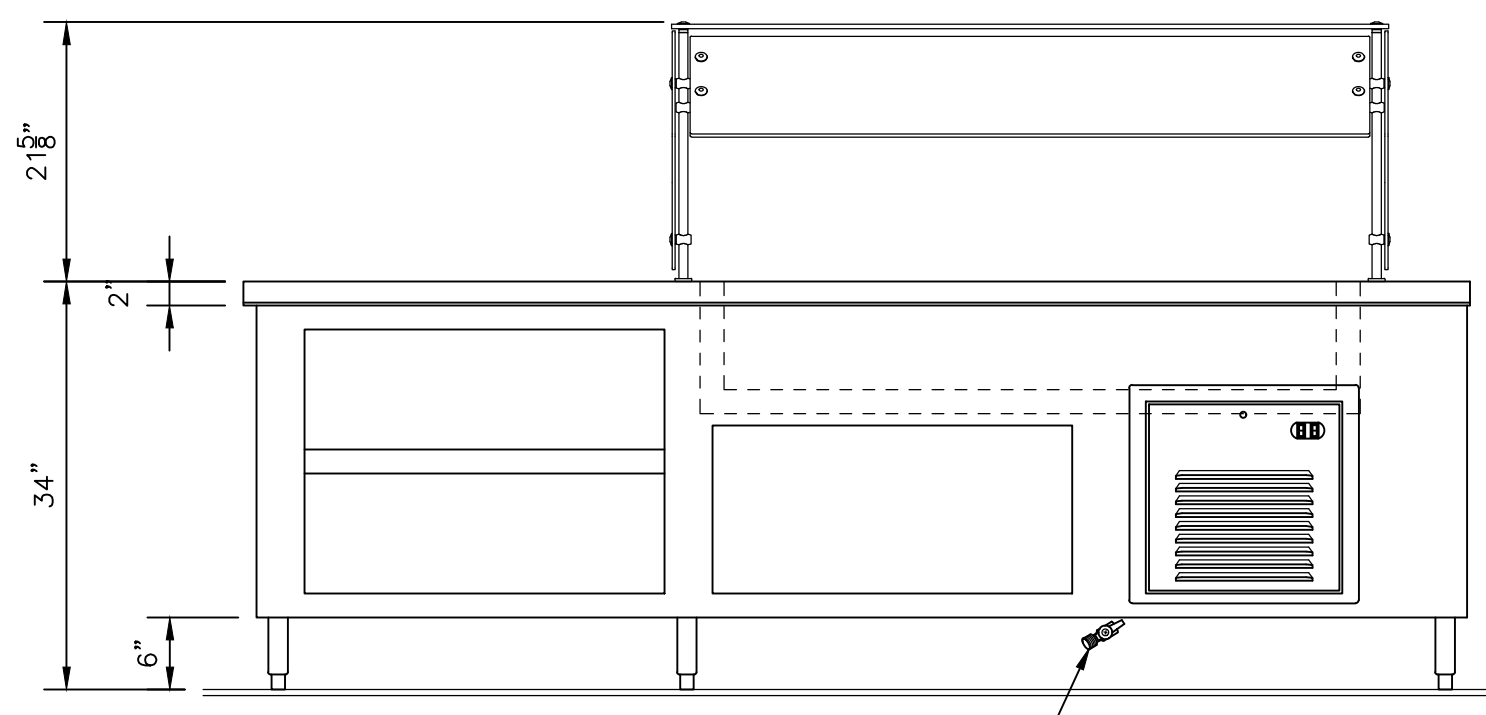
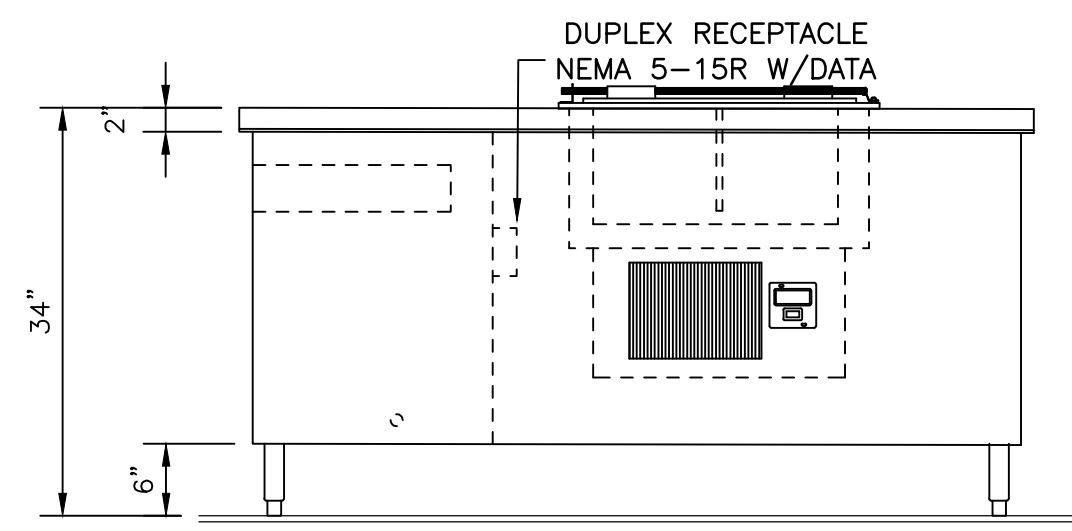
ITEM #1 ELEVATION "A"



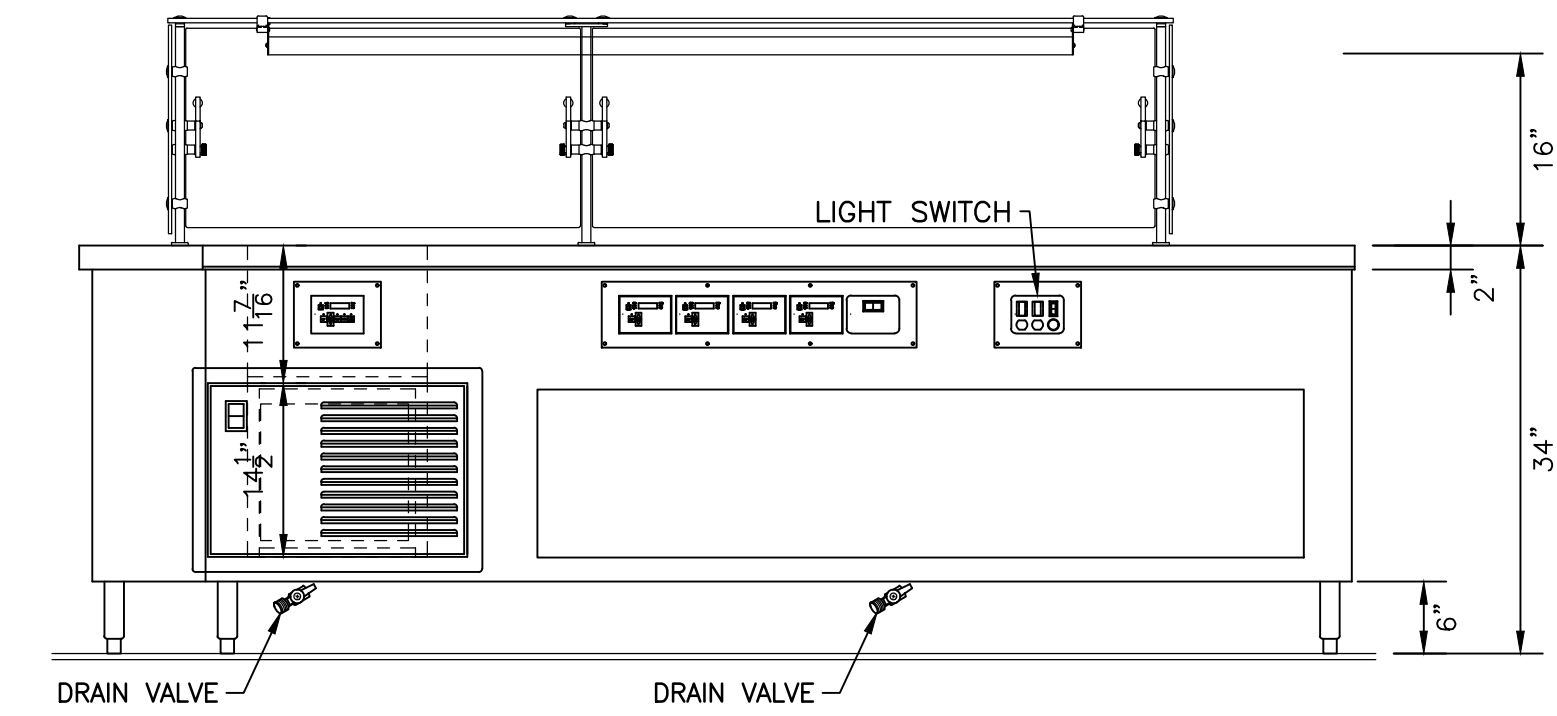
ITEM #1 ELEVATION "B"



ITEM #1 ELEVATION "C"



ITEM #1 ELEVATION "D"



EQUIPMENT SCHEDULE					
ITEM	QTY.	EQUIPMENT DESCRIPTION	MANUFACTURER	MODEL	NOTES
1	1	CUSTOM COUNTER	LTI	SL3432-H/C	
2	1	CUSTOM COUNTER	LTI	SL3432-H/C	
3	2	HOT FOOD WELL	LTI	TWS-4	
4	2	QUICK SWITCH WELL	LTI	CHP-QS-1	
5	2	TWO TIER FROST TOP	LTI	LTIVGCP9-FT	WITH LIGHTS
6	2	COLD FOOD PAN	LTI	CFMA	
7	2	FOOD PROTECTOR	LTI	CCP	WITH LIGHTS
8	2	FOOD PROTECTOR	LTI	CSB	WITH LIGHTS
9	2	ICE CREAM	LTI	DI-2222	
10	2	CASHIER STATION	LTI	CSE	
11	2	LOAD CENTER	LTI		

NOT FOR FABRICATION
PRELIMINARY
 NOT FOR APPROVAL

DEALER:

PROJECT: SUGARLOAF ES
 MONROE COUNTY, FL.

C.O. #1 1 CHANGES:
 C.O. #2 2 CHANGES:
 C.O. #3 3 CHANGES:




Changing how food is served.

lowtempind.com

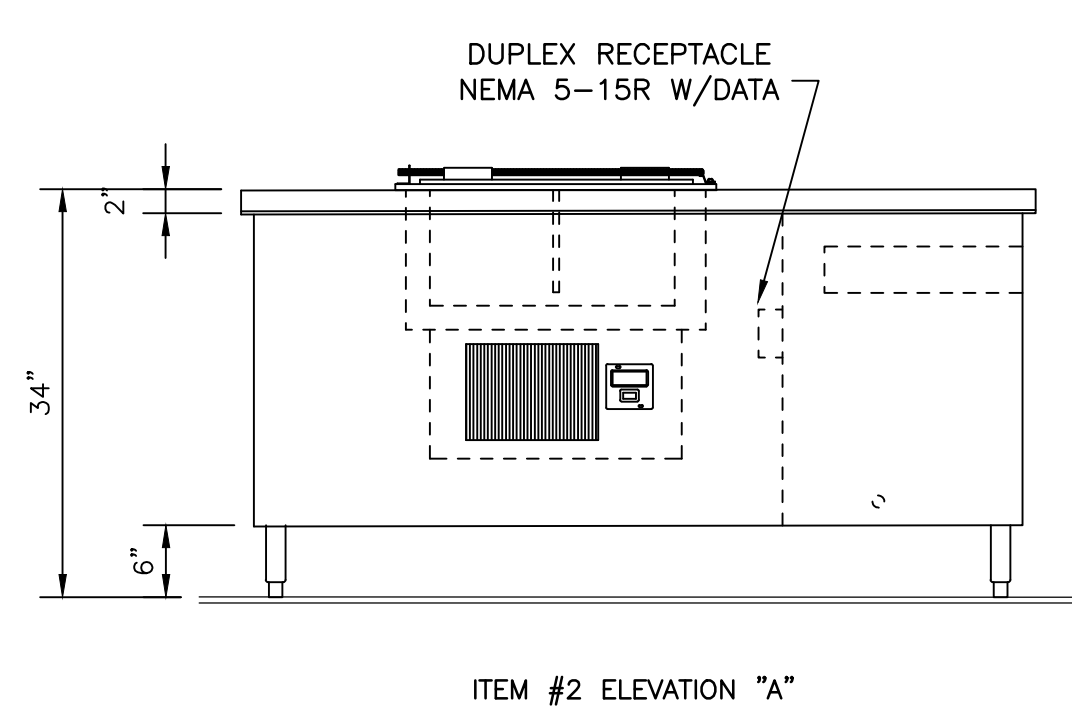
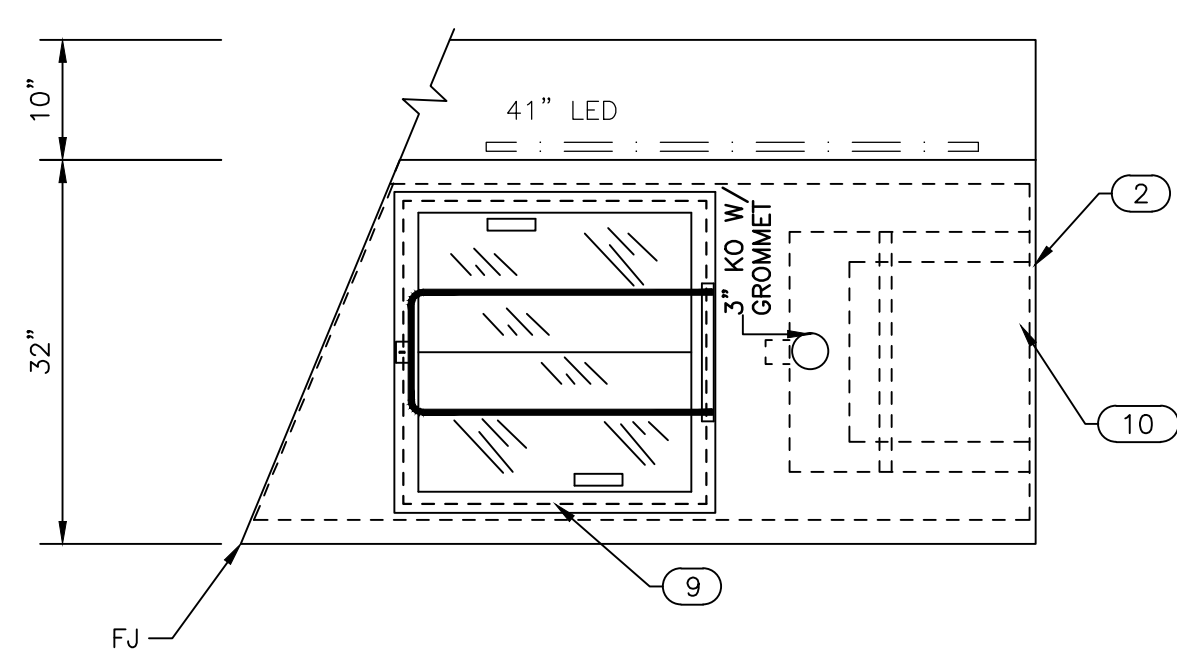
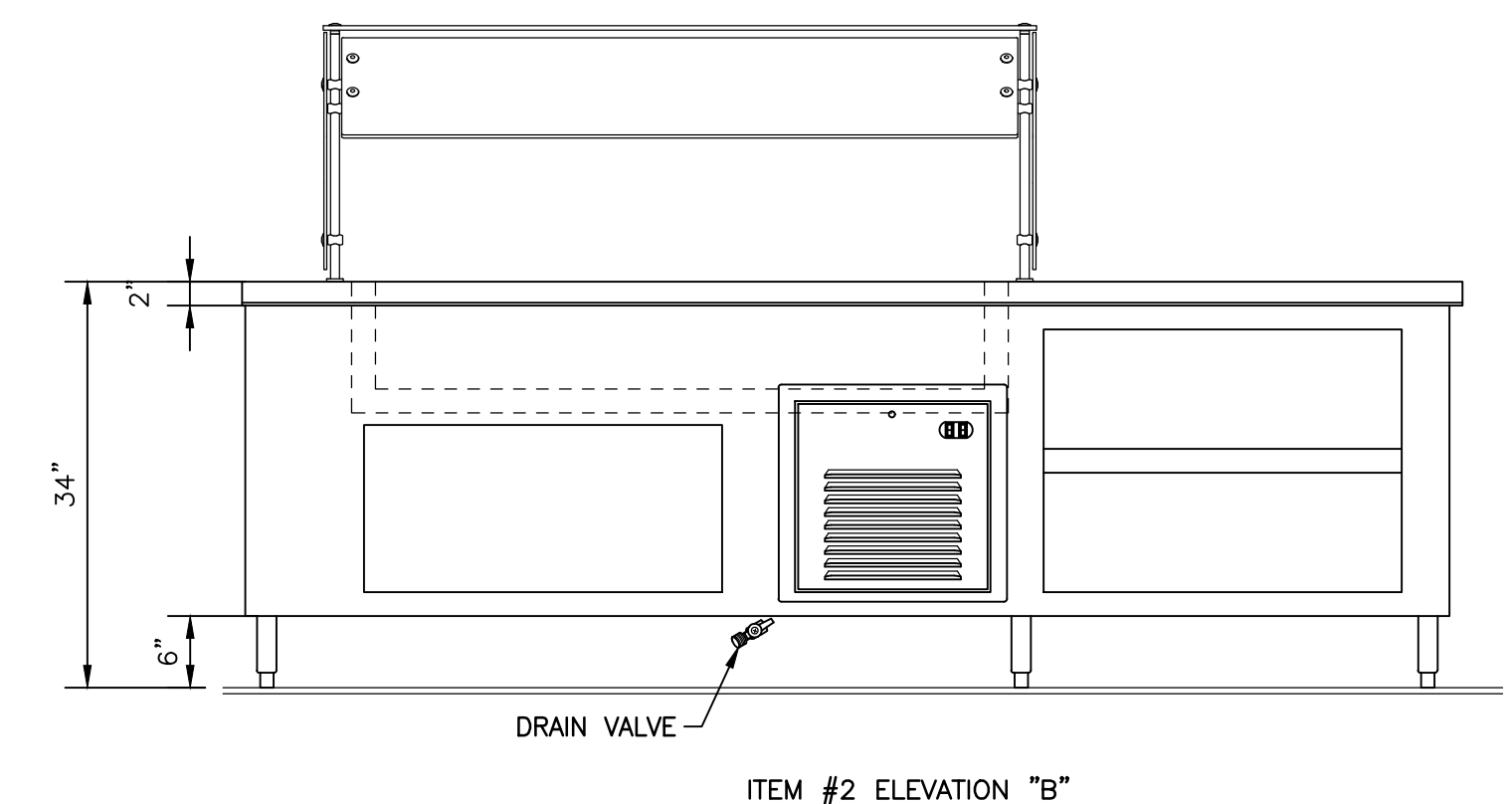
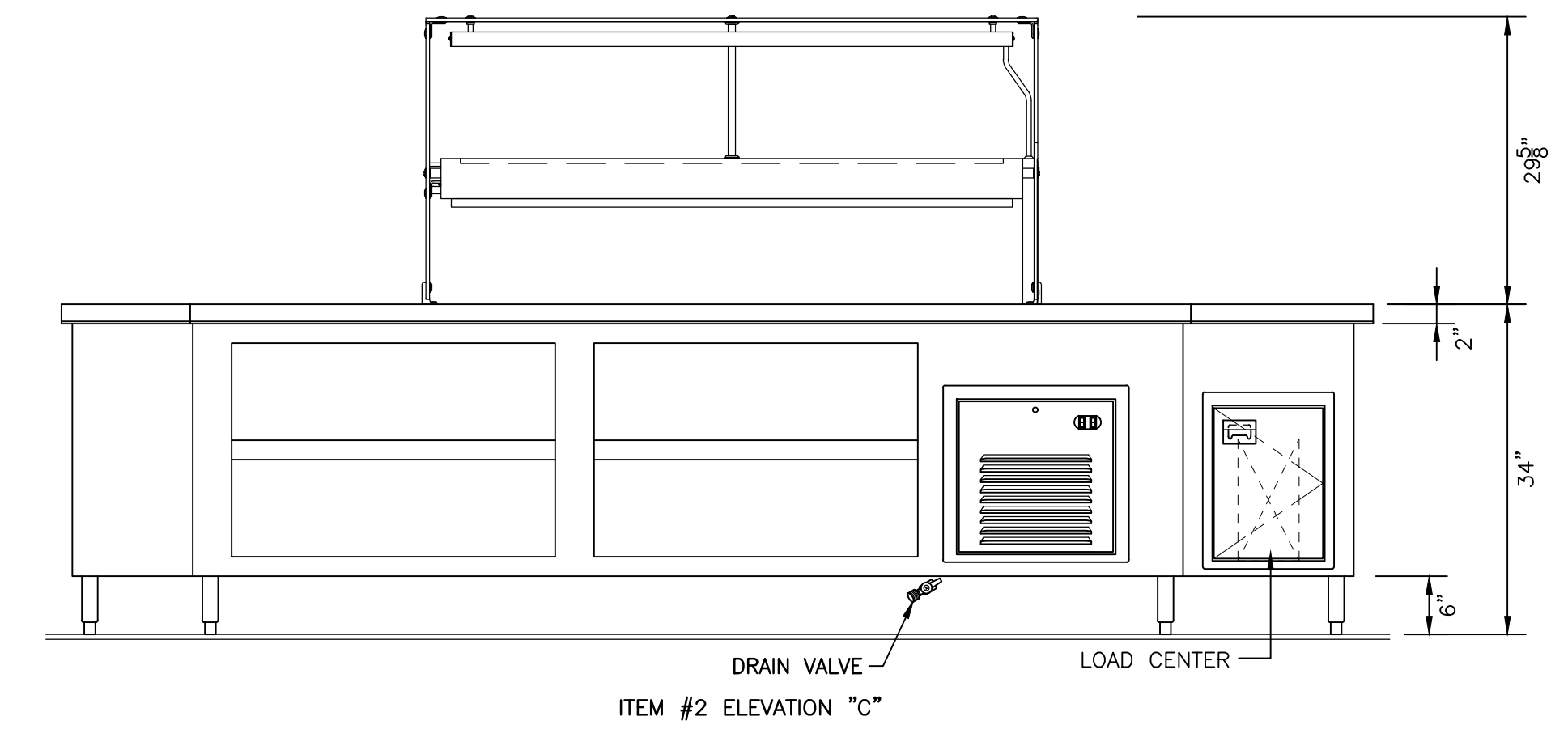
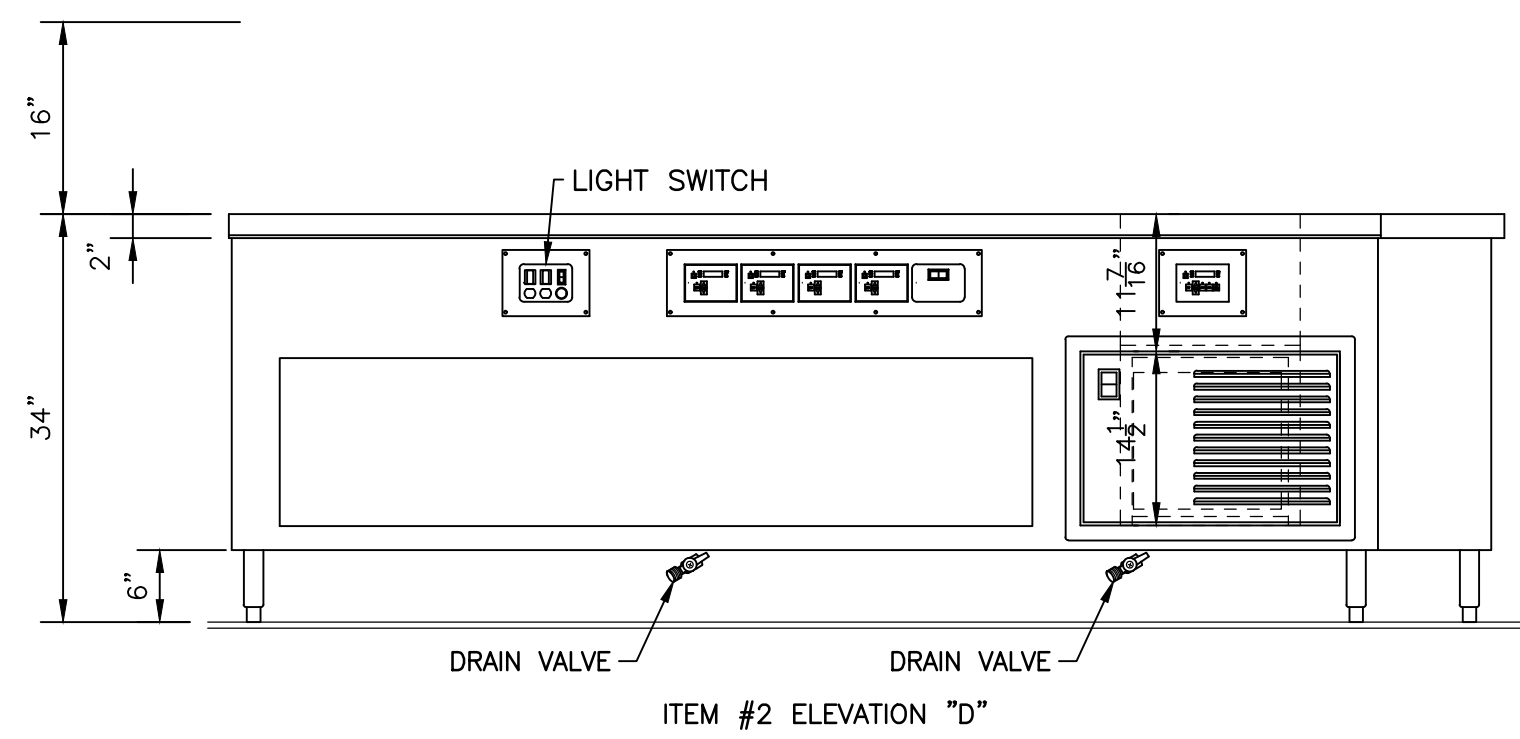
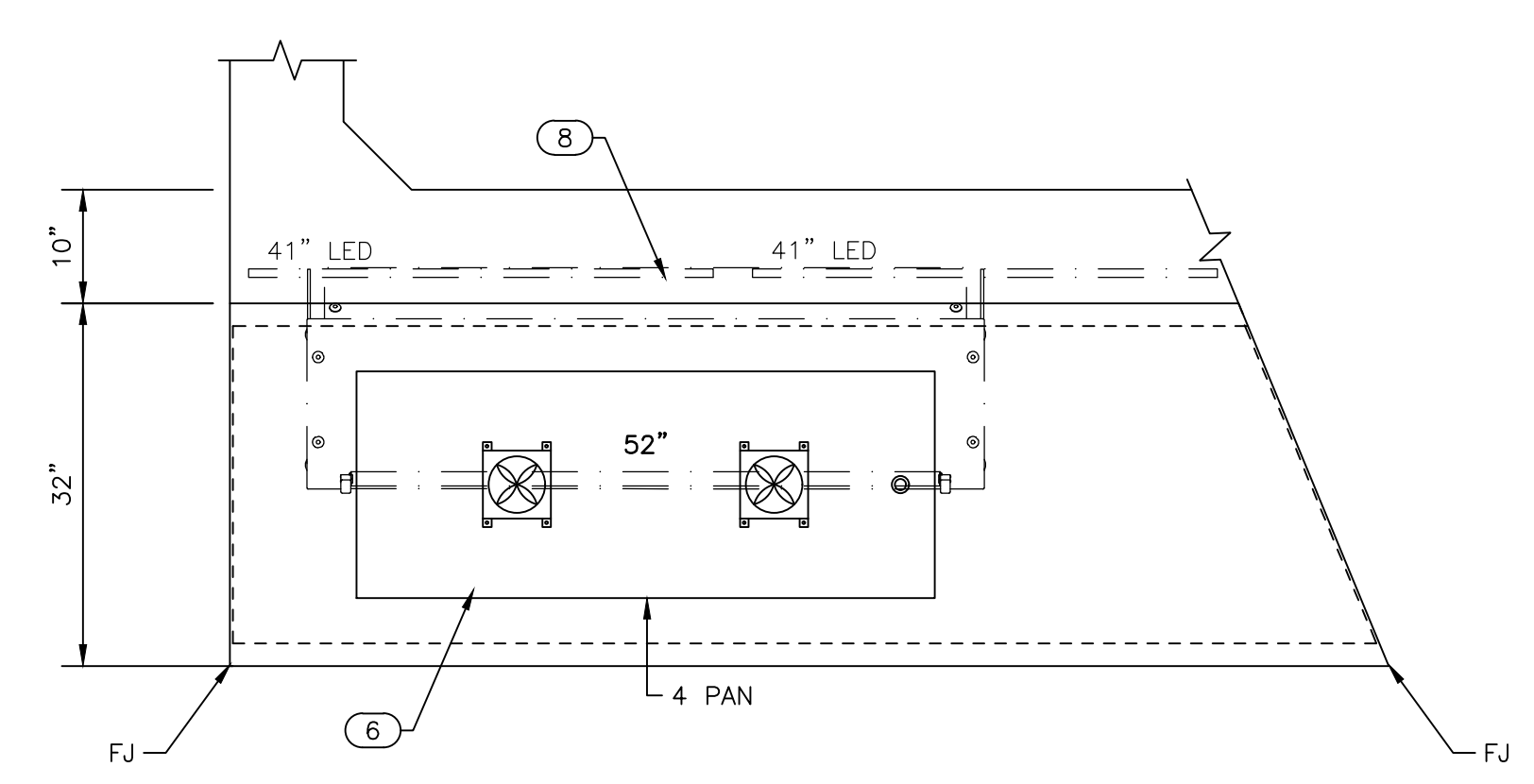
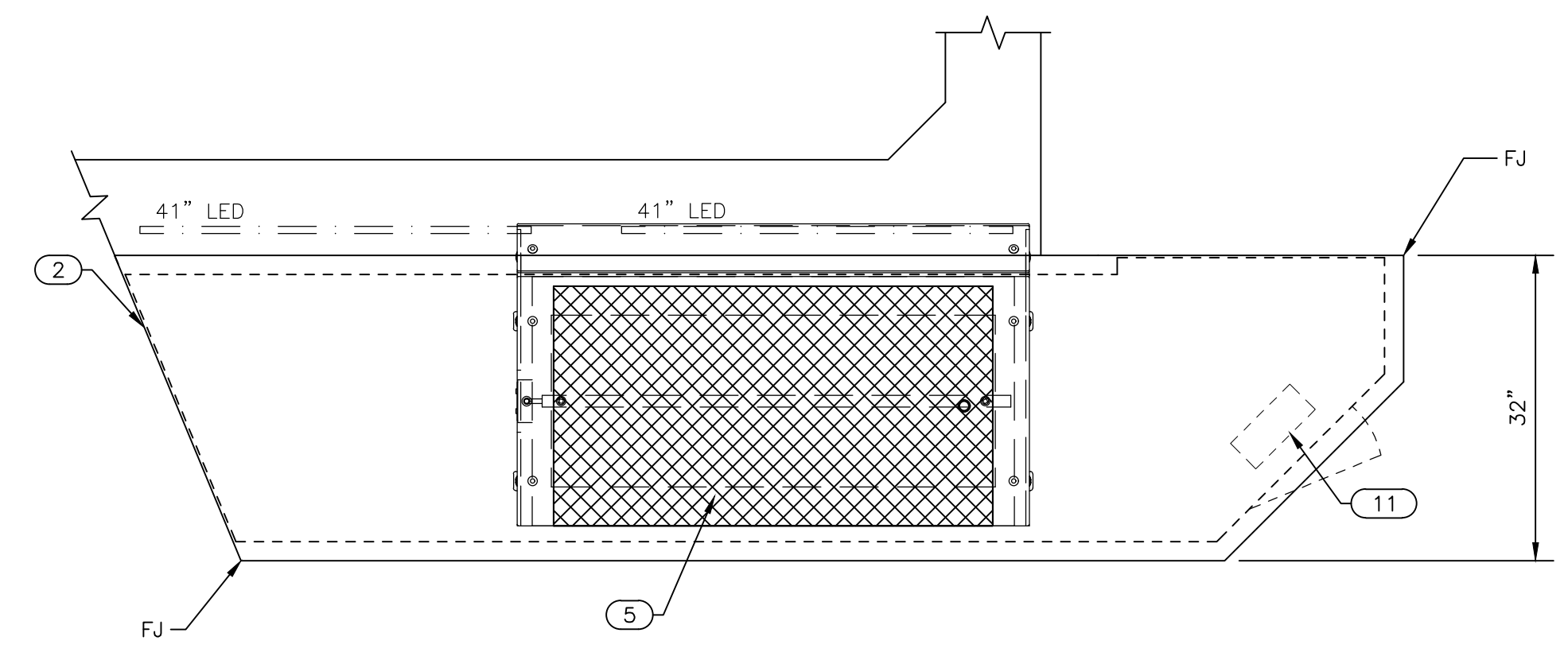
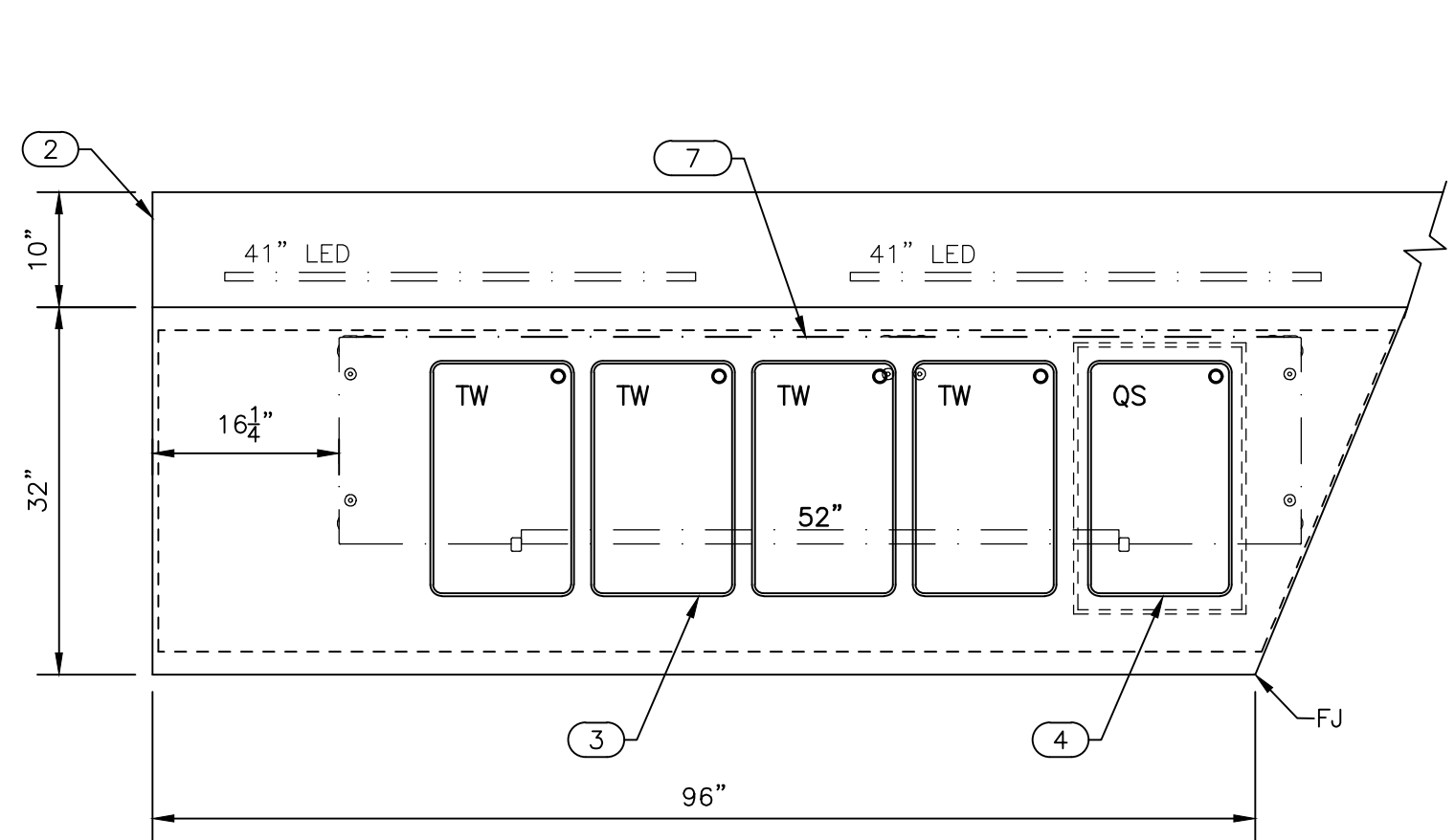
LTI
 1947 Bill Casey Parkway
 Jonesboro, GA 30236
 tel 770.478.8803
 fax 770.471.3715

ORDER #
 DWG# OPT11312
 DATE: 3/3/21
 SHEET # K3 OF 4



DRAWN BY: NT
 REV1: 5/6/21
 REV2: 1/13/22
 REV3:
 REV4:
 SCALE 3/4" = 1'-0"
 QUOTE #

#1 - THIS DRAWING IS THE LEGAL PROPERTY OF LTI, INC. IT MAY NOT BE COPIED OR REPRODUCED WITHOUT THE WRITTEN CONSENT OF LTI. IF USED WHOLLY OR PARTIALLY TO FABRICATE OR PRODUCE EQUIPMENT OTHER THAN THAT FURNISHED BY LTI, LTI RESERVES THE RIGHT TO CHARGE 4% OF THE COST OF THE EQUIPMENT AS AN ENGINEERING AND DESIGN FEE.
 #2 - LTI, INC. IS NOT RESPONSIBLE FOR EQUIPMENT MEETING LOCAL CODES UNKNOWN TO LTI. IT IS THE RESPONSIBILITY OF THE FSEC TO NOTIFY LTI OF ANY LOCAL CODES THAT AFFECT CONSTRUCTION OR MATERIALS. FSEC IS REQUIRED TO REVIEW THIS DRAWING AND NOTIFY LTI OF ANY LOCAL CODES PRIOR TO FABRICATION OR WILL INCUR ADDITIONAL ASSOCIATED COSTS.




EQUIPMENT SCHEDULE					
ITEM	QTY.	EQUIPMENT DESCRIPTION	MANUFACTURER	MODEL	NOTES
1	1	CUSTOM COUNTER	LTI	SL3432-H/C	
2	1	CUSTOM COUNTER	LTI	SL3432-H/C	
3	2	HOT FOOD WELL	LTI	TWS-4	
4	2	QUICK SWITCH WELL	LTI	CHP-QS-1	
5	2	TWO TIER FROST TOP	LTI	LTVGCP9-FT	WITH LIGHTS
6	2	COLD FOOD PAN	LTI	CFMA	
7	2	FOOD PROTECTOR	LTI	CCP	WITH LIGHTS
8	2	FOOD PROTECTOR	LTI	CSB	WITH LIGHTS
9	2	ICE CREAM	LTI	DI-2222	
10	2	CASHIER STATION	LTI	CSE	
11	2	LOAD CENTER	LTI		

DEALER:

PROJECT: SUGARLOAF ES
 MONROE COUNTY, FL.

C.O. #1	1 CHANGES:
C.O. #2	2 CHANGES:
C.O. #3	3 CHANGES:

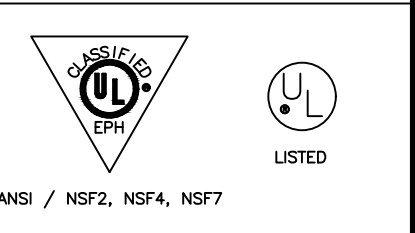


Changing
 how food is served.

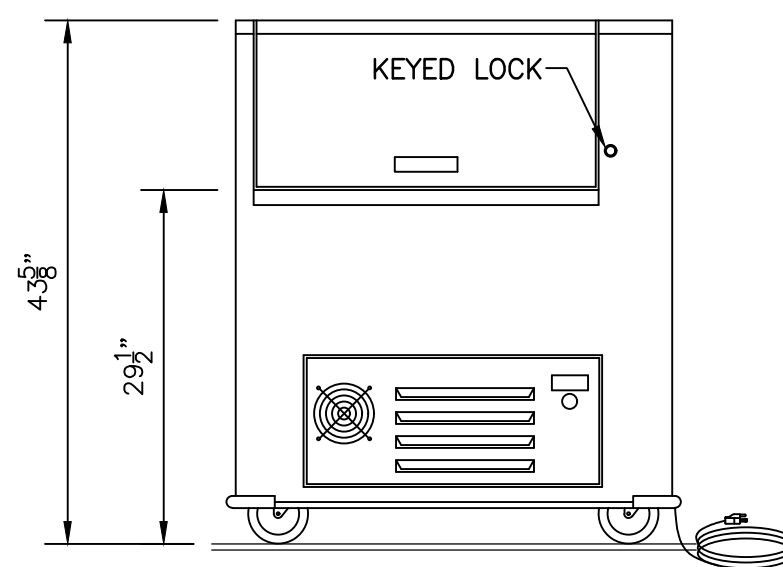
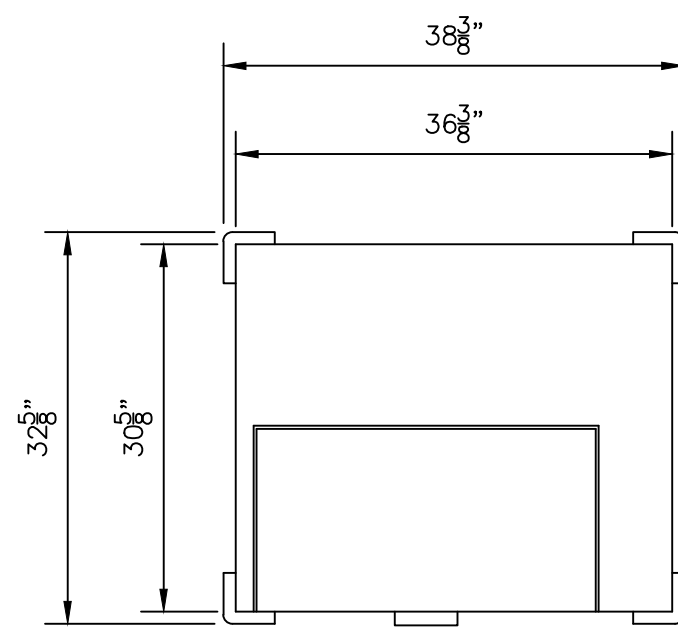
lowtempind.com

LTI
 1947 Bill Casey Parkway
 Jonesboro, GA 30236
 tel 770.478.8803
 fax 770.471.3715

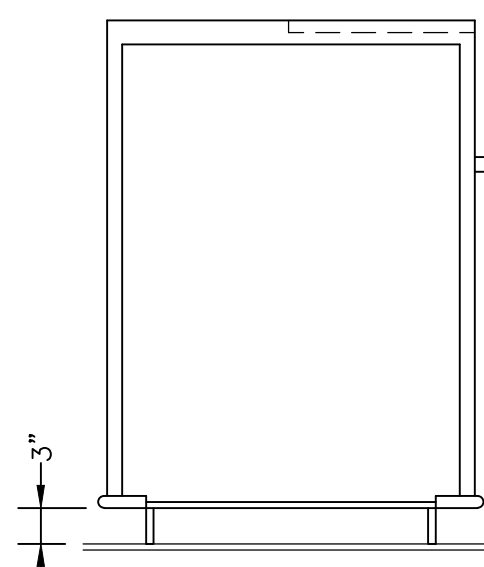
ORDER #
 DWG# OPT11312
 DATE: 3/3/21
 SHEET # K4 OF 5



NOT FOR FABRICATION
PRELIMINARY
 NOT FOR APPROVAL



ITEM #12 - CPM-BFD-8
TWO (2) REQ'D



END ELEVATION
ITEM #12

ELECT - 120V / 1PH / 9.7 AMPS
PLUG - (5-15P)
1/3 HP - REFRIGERANT R-134A
COLOR - VERIFY

CONSTRUCTION - BFD SERIES

TOP & DOORS - S/S LINED DOUBLE WALL TOP, INSULATED W/ URETHANE. FULL PERIMETER GASKET AT OPENING. TOP DOOR TO BE BI-FOLDING. MADE OF ABS PLASTIC & FULLY INSULATED. FRONT DOOR TO FOLD-UP & SET ON TOP. UNIT PROVIDED W/ A KEYED BARREL LOCK.

BODY - 18 GA. S/S WRAP AROUND TYPE CONSTRUCTION W/ 20 GA. GALN. BOTTOM - FRONT & BOTH ENDS TO BE COVERED W/ FIBERGLASS PANELS - COLOR TO BE SELECTED BY ARCHITECT. FURN W/ NON-MARKING CORNER BUMPERS. REFRIGERATED DISPENSERS TO HAVE A FULLY WELDED STEEL EXTERIOR BODY W/ WATERTIGHT INTERIOR S/S LINER. FULLY INSULATED W/ URETHANE & COMPLETE W/ 3/4" CONDENSATE DRAIN EXTENDED BELOW BODY TO SHUT-OFF VALVE. UNIT TO HAVE A CAPACITY OF EIGHT (8) 13" x 13" x 11" MILK CRATES.

REFRIGERATION - A TEMPERATURE OF 38° SHALL BE MAINTAINED BY FINNED TUBE FORCED AIR COILS W/ ACCESSIBLE THERMOSTATIC EXPANSION VALVES CONNECTED TO PROPERLY SIZED FULLY HERMETIC CONDENSING UNIT W/ ALL NECESSARY CONTROLS FOR PROPER OPERATION. REMOVABLE S/S LOUVERED PANELS ON FRONT & REAR TO ALLOW FOR PROPER VENTILATION.

CASTERS - FOUR (4) 5" DIAMETER NON-MARKING, BALL BEARING SWIVEL TYPE TO BE CONCEALED WITHIN THE BODY.



DRAWN BY: NT
REV1: 5/6/21
REV2: 1/13/22
REV3:
REV4:
SCALE 3/4" = 1'-0"
QUOTE #

#1 - THIS DRAWING IS THE LEGAL PROPERTY OF LTI, INC. IT MAY NOT BE COPIED OR REPRODUCED WITHOUT THE WRITTEN CONSENT OF LTI. IF USED WHOLLY OR PARTIALLY TO FABRICATE OR PRODUCE EQUIPMENT OTHER THAN THAT FURNISHED BY LTI, LTI RESERVES THE RIGHT TO CHARGE 4% OF THE COST OF THE EQUIPMENT AS AN ENGINEERING AND DESIGN FEE.
#2 - LTI, INC. IS NOT RESPONSIBLE FOR EQUIPMENT MEETING LOCAL CODES UNKNOWN TO LTI. IT IS THE RESPONSIBILITY OF THE FSEC TO NOTIFY LTI OF ANY LOCAL CODES THAT AFFECT CONSTRUCTION OR MATERIALS. FSEC IS REQUIRED TO REVIEW THIS DRAWING AND NOTIFY LTI OF ANY LOCAL CODES PRIOR TO FABRICATION OR WILL INCUR ADDITIONAL ASSOCIATED COSTS.

DEALER:	
PROJECT:	SUGARLOAF ES MONROE COUNTY, FL.
C.O. #1	1 CHANGES:
C.O. #2	2 CHANGES:
C.O. #3	3 CHANGES:

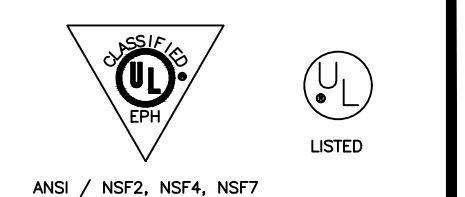


**Changing
how food is served.**

lowtempind.com

LTI
1947 Bill Casey Parkway
Jonesboro, GA 30236
tel 770.478.8803
fax 770.471.3715

ORDER #
DWG# OPT11312
DATE: 3/3/21
SHEET # K5 OF 5



ANSI / NSF2, NSF4, NSF7